Lauritz Knudsen

Electrical & Automation

POWERING
A NON-STOP INDIA

Maximum Retail Prices
For Industrial Signaling Products
Effective from 15-08-26

INDUSTRIAL SIGNALING PRODUCTS

©2026. ALL RIGHTS RESERVED

Lauritz Knudsen
Electrical & Automation

AT LAURITZ KNUDSEN, WE POWER A NON-STOP INDIA.

That's why we listen, we partner, and we innovate - to make technology and energy solutions accessible to every corner of India.

Born of this soil - we understand India's rhythm and resilience.

Therefore, **we create technology that speaks every language of progress.** From farms to factories, we empower every business, regardless of size, sector, or location, to thrive.

Because when technology reaches everyone, India moves forward as one.

Content

Rotary Switches	01
Load Break Switches	13
Cable Ducts	16
Timing Devices, Supply Monitors & ELR	21
Modular Remote Control Units	29

Note :

Colour of HSN code signifies below
[Green colour : HSN code]
Current GST 18%, subject to changes as per Govt. notification

Lauritz Knudsen
Electrical & Automation

Complete Your Panel with the widest range of Industrial Signaling Products

Rotary & Load Break Switches

Modular Remote Control Units

Timing Devices & Supply Monitors

Digital Panel Meters

Lauritz Knudsen
Electrical & Automation

Increase installation efficiency with our Single Hole Mounting Rotary Switch

Single hole mounting (SHM) range of rotary switches uses a unique mounting concept that requires just a single Ø22.5 cut out to mount the switches on the panel

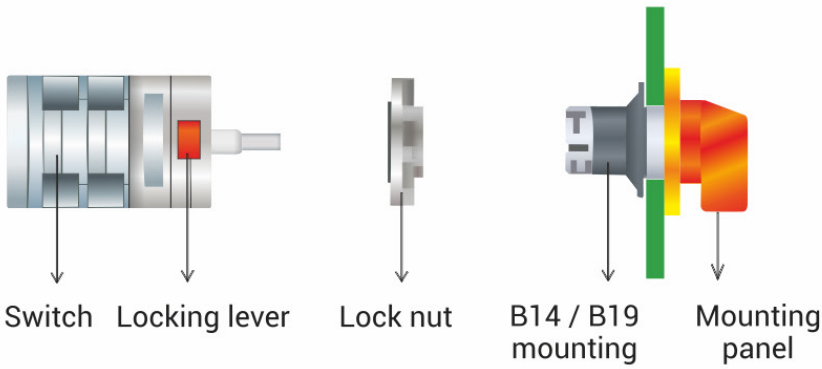

- Available from 6A-32A with B14 / B19 mounting
- Easy mounting - Reduces assembly time
- Wiring accessibility : Switch can be wired separately and then snap fitted to the mounting assembly using locking lever
- Single hole cutout - It requires a single cutout to mount on the panel

Rotary Switches

Note: All mentioned prices are for Standard Mounting & Knob. Kindly reach our branch offices for details of other mountings & knobs.

Cam Operated Rotary Switches [8536]

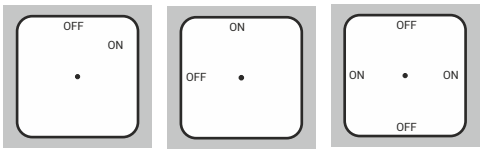

Isolators Switches (ON-OFF Switches)

60⁰ Operation	90⁰ Operation	90⁰ Operation Complete Rotation	Description	M.R.P. (₹) Per Unit								
Cat. No.: Program Code (First 5 digits), Next 5 digits in () # → ↓				6A (SAB13)	10A (SBB13)	16A (SCB03)	25A (SEB03)	32A (SFB03)	40A (SGB03)	63A (SIB03)	100A (SKB03)	200A (SNB03)
61001	61191	61195	1 Pole ON - OFF	210	335	475	530	665	905	1055	4985	6445
61002	61192	61198	2 Pole ON - OFF	270	380	545	650	770	1085	1350	6240	8405
61003$	-	-	3 Pole ON - OFF	285	460	985	1235	1375	1825	2615	8455	11010
-	61199	61197		285	460	635	860	960	1265	1815	7690	10490
61004	61194	61196	4 Pole ON - OFF	360	510	690	1035	1115	1435	2165	8895	12475

Note : Offered upto 12 Pole
$ Motor Duty Switch (AC-3 Duty)

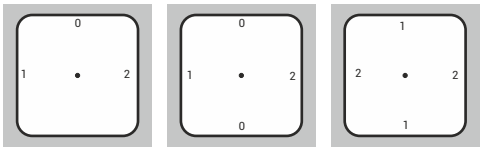

Changeover Switches (Local - Remote, Auto - Manual Switches)

With Center OFF (60⁰)	With OFF (90⁰)	Without OFF (90⁰) with Complete Rotation	Description	M.R.P. (₹) Per Unit								
Cat. No.: Program Code (First 5 digits), Next 5 digits in () # → ↓				6A (SAB13)	10A (SBB13)	16A (SCB03)	25A (SEB03)	32A (SFB03)	40A (SGB03)	63A (SIB03)	100A (SKB03)	200A (SNB03)
61025	61151	61037	1 P 2W	270	425	605	665	745	1055	1430	6445	9325
61026	61152	61038	2 P 2W	360	505	690	895	1035	1440	2165	9430	14210
61027	61153	61039	3 P 2W	435	625	915	1350	1465	1815	2905	12220	18180
61028	61154	61040	4 P 2W	540	730	1060	1780	1870	2195	3650	15435	22700

Phase Changeover (PS Series Switches)

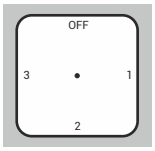

Cat. No.: Program Code (First 5 digits), Next 5 digits in () # → ↓	Description	M.R.P. (₹) Per Unit			
		25A (PEB03)	32A (PFB03)	40A (PGB03)	63A (PIB03)
61060	1 P 3W with OFF	555	685	1005	1130

Phase Changeover in SS enclosure

Cat. No.	Description	M.R.P. (₹) Per Unit			
		25A (E)	32A (F)	40A (G)	63A (I)
72347P□M17TDYR.	PS Series Switches in SS enclosure	4690	4945	7295	7480

Note : Prices are available on request for higher than 4 Pole ON-OFF version.
Please contact nearest E&A branch office for prices.
For complete ordering code, Kindly refer Page No.10

ON - OFF Spring Return Switches

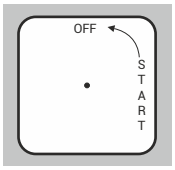

Description	Cat. No.: Program Code (First 5 digits), Next 5 digits in () → ↓	M.R.P. (₹) Per Unit 16A (SCB03)
1 P ON - OFF	61351	1030
2 P ON - OFF	61352	1080
3 P ON - OFF	61353	1230
4 P ON - OFF	61354	1440

Double Throw with Spring Return Switches

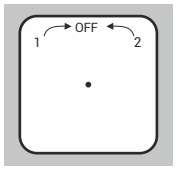

Description	Cat. No.: Program Code (First 5 digits), Next 5 digits in () # → ↓	M.R.P. (₹) Per Unit 16A (SCB03)
1 P 2W W/OFF Spring Return	61361	1080
2 P 2W W/OFF Spring Return	61362	1600
3 P 2W W/OFF Spring Return	61363	1740

One Side Spring Return Switches

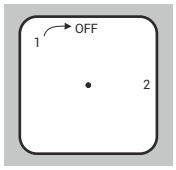

Description	Cat. No.: Program Code (First 5 digits), Next 5 digits in () # → ↓	M.R.P. (₹) Per Unit 16A (SCB03)
1 P 3W Spring Return - OFF from 1	61364	985
2 P 3W Spring Return - OFF from 1	61365	1440
3 P 3W Spring Return - OFF from 1	61369	1585

Spring Return Switches without OFF

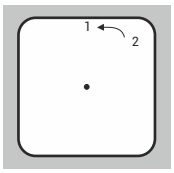

Description	Cat. No.: Program Code (First 5 digits), Next 5 digits in () # → ↓	M.R.P. (₹) Per Unit 16A (SCB03)
1 P 2W Spring Return - from 2 to 1	61371	985
2 P 2W Spring Return - from 2 to 1	61372	1440
3 P 2W Spring Return - from 2 to 1	61373	1585

Start Stop Spring Return Switches

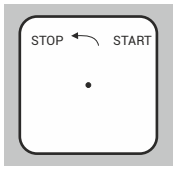

Description	Cat. No.: Program Code (First 5 digits), Next 5 digits in () # → ↓	M.R.P. (₹) Per Unit 16A (SCB03)
1 P Start Stop Spring Return	61300	1230
2 P Start Stop Spring Return	61388	1440

Note: Prices for 25A rating are available on request.
For complete ordering code, kindly refer Page No. 10

Multi Step Switches with OFF

	Description	Cat. No. #	M.R.P. (₹) Per Unit								
			6A (SAB13)	10A (SBB13)	16A (SCB03)	25A (SEB03)	32A (SFB03)	40A (SGB03)	63A (SIB03)	100A (SKB03)	200A (SNB03)
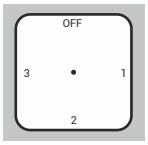 3 Way	1 P 3W	61060	315	480	630	PS Series Switches (Refer page no. 2)				6550	9950
	2 P 3W	61080	435	555	765	1070	1145	1755	1975	9630	15215
	3 P 3W	61100	630	745	1305	1585	1730	2345	3050	12575	19980
	4 P 3W	61131	805	970	1585	1980	2170	3135	3670	15885	25055
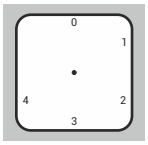 4 Way	1 P 4W	61061	370	435	915	1125	1240	1495	2035	9215	***
	2 P 4W	61081	630	800	1080	1175	1375	2145	2380	15435	***
	3 P 4W	61101	870	1020	1710	1980	2275	2735	3670	23260	30045
	4 P 4W	61132	1055	1495	2185	2375	2535	3550	4225	32645	48970
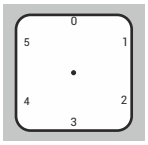 5 Way	1 P 5W	61062	405	560	970	1400	1415	1540	2190	***	18700
	2 P 5W	61082	730	1055	1405	1910	2245	2440	3055	***	***
	3 P 5W	61102	970	1925	2440	2705	2985	3525	4140	30970	***
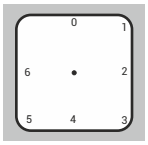 6 Way	1 P 6W	61063	530	700	1020	1410	1440	1590	2430	***	***
	2 P 6W	61083	870	***	1495	2220	2575	***	5120	***	***
	3 P 6W	61103	1215	***	2805	3185	3435	***	***	***	***
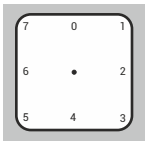 7 Way	1 P 7W	61064	540	790	1100	1415	1495	1650	2550	***	***
	2 P 7W	61084	910	***	1460	2230	2375	3495	4040	***	***
	3 P 7W	61104	1265	***	2365	2935	***	4760	5610	***	***
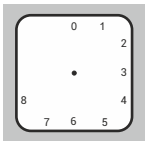 8 Way	1 P 8W	61065	615	860	1090	1945	2180	2600	4210	***	***
	2 P 8W	61085	995	***	1995	***	***	***	***	***	***
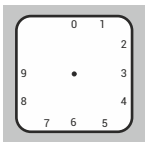 9 Way	1 P 9W	61066	630	***	***	***	***	***	***	***	***
	2 P 9W	61086	1130	***	2930	***	***	***	***	***	***
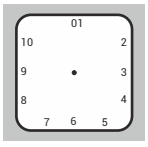 10 Way	1 P 10W	61067	730	1045	1535	3330	***	***	***	***	***
	2 P 10W	61087	1170	***	***	***	***	***	***	***	***
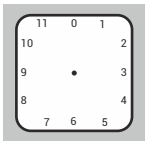 11 Way	1 P 11W	61068	870	***	1395	3640	***	***	***	***	***
	2 P 11W	61088	1325	***	***	***	***	***	***	***	***

***Prices are available on request.

Program Code first 5 digits, Next 5 digits in (), For complete ordering code, kindly refer Page No.10

Multi Step Switches without OFF

	Description	Cat. No. #	M.R.P. (₹) Per Unit								
			6A (SAB13)	10A (SBB13)	16A (SCB03)	25A (SEB03)	32A (SFB03)	40A (SGB03)	63A (SIB03)	100A (SKB03)	200A (SNB03)
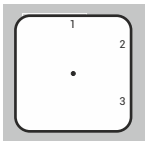 3 Way	1 P 3W W/O OFF	61049	295	460	645	820	860	1400	1585	***	10100
	2 P 3W W/O OFF	61069	435	695	900	1085	1630	1755	2065	9630	18180
	3 P 3W W/O OFF	61089	630	860	1345	1585	1730	2345	3050	12575	20170
	4 P 3W W/O OFF	61120	805	970	1565	2020	2145	4990	5515	***	26145
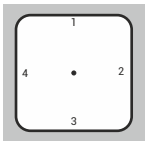 4 Way	1 P 4W W/O OFF	61050	330	500	770	990	1035	1530	2120	6550	10320
	2 P 4W W/O OFF	61070	490	755	915	1165	1290	1830	2380	10120	16345
	3 P 4W W/O OFF	61090	675	800	1460	1870	2070	2390	3205	13330	22035
	4 P 4W W/O OFF	61121	935	1050	1700	2260	2405	3205	4270	16380	27890
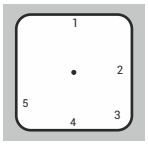 5 Way	1 P 5W W/O OFF	61051	405	515	845	1115	1375	***	2190	8410	***
	2 P 5W W/O OFF	61071	730	940	1170	1785	2245	***	***	***	20710
	3 P 5W W/O OFF	61091	970	1925	2230	2450	2685	3015	4260	***	26335
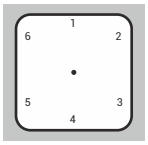 6 Way	1 P 6W W/O OFF	61052	425	845	930	1240	1415	1765	2235	9630	18860
	2 P 6W W/O OFF	61072	855	990	1410	2215	2280	2440	3120	19190	24675
	3 P 6W W/O OFF	61092	1035	1805	2395	2645	2745	3190	4260	32645	51605
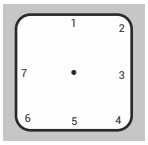 7 Way	1 P 7W W/O OFF	61053	530	790	1025	1470	***	***	***	16970	***
	2 P 7W W/O OFF	61073	910	***	1585	2260	***	***	4755	***	***
	3 P 7W W/O OFF	61093	1265	***	2620	3430	***	***	5730	***	***
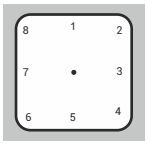 8 Way	1 P 8W W/O OFF	61054	540	930	1185	1495	1570	1835	2695	16125	***
	2 P 8W W/O OFF	61074	965	1480	1995	2360	2555	***	5215	***	***
	3 P 8W W/O OFF	61094	1350	***	2850	3075	3145	3810	6020	***	***
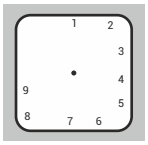 9 Way	1 P 9W W/O OFF	61055	630	***	1395	***	***	***	***	***	***
	2 P 9W W/O OFF	61075	1065	***	1980	***	***	***	***	***	***
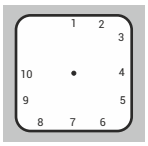 10 Way	1 P 10W W/O OFF	61056	680	995	1485	***	***	***	***	***	***
	2 P 10W W/O OFF	61076	1185	***	***	***	***	***	***	***	***
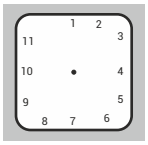 11 Way	1 P 11W W/O OFF	61057	1255	***	***	***	***	***	***	***	***
	2 P 11W W/O OFF	61077	1425	***	***	***	***	***	***	***	***
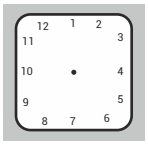 12 Way	1 P 12W W/O OFF	61058	1320	***	1565	3765	4005	***	5340	***	***
	2 P 12W W/O OFF	61078	1550	***	4670	***	***	***	***	***	***

***Prices are available on request.

Program Code first 5 digits, Next 5 digits in (), For complete ordering code, kindly refer Page No.10

Instrumentation Selector Switches [8536]

Ammeter Selector Switches (ASS)

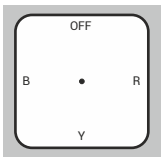

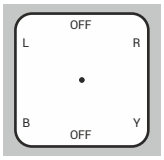

Description	Cat. No.	Amps	M.R.P. (₹) Per Unit
Line Currents with OFF with CT	**61325 SAB13TDYR**	6A	**435**
Line Currents with OFF with CT	**61325 SBB13TDYR**	10A	**450**
Line Currents with OFF with CT	**61325 SCB03TDYR**	16A	**685**
Line Currents with OFF without CT	**71000 SCB03TDYR**	16A	**2115**
Direct Currents with OFF without CT	**71000 SEB03TDYR**	25A	**2515**
Direct Currents with OFF without CT	**71000 SFB03TDYR**	32A	**3015**
Direct Currents with OFF without CT	**71000 SGB03TDYR**	40A	**5320**
Direct Currents with OFF without CT	**71000 SIB03TDYR**	63A	**5610**

Voltmeter Selector Switches (VSS)

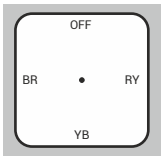

Description	Cat. No.	Amps	M.R.P. (₹) Per Unit
Voltage between Phases with OFF	**61312 SAB13TDYR**	6A	**320**
Voltage between Phases with OFF	**61312 SBB13TDYR**	10A	**415**
Voltage between Phases with OFF	**61312 SCB03TDYR**	16A	**610**

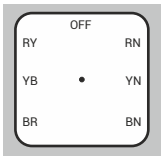

Description	Cat. No.	Amps	M.R.P. (₹) Per Unit
Voltage between Phases & Individual Phases to Neutral with OFF	**61313 SAB13TDYR**	6A	**570**
Voltage between Phases & Individual Phases to Neutral with OFF	**61313 SBB13TDYR**	10A	**800**
Voltage between Phases & Individual Phases to Neutral with OFF	**61313 SCB03TDYR**	16A	**1150**

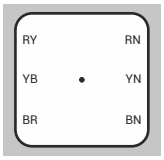

Description	Cat. No.	Amps	M.R.P. (₹) Per Unit
Voltage between Phase & Phase to Neutral without OFF	**61314 SBB13TDYR**	10A	**800**

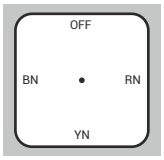

Description	Cat. No.	Amps	M.R.P. (₹) Per Unit
Voltage between Phase & Phase to Neutral without OFF	**61311 SAB13TDYR**	6A	**535**

Ammeter & Voltmeter Combined Switch

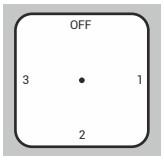

Description	Cat. No.	Amps	M.R.P. (₹) Per Unit
Voltage between Phases to Neutral & Current of that Phase	**61338 SBB13TDYR**	10A	**845**

Lauritz Knudsen
Electrical & Automation

Control your breaker remotely through TNC Switch

Breaker Control Switches (Trip-Netural-Close)

- 1NO+1NO, 2NO+2NC model available in 25A
- Barrel lock option available
- Spring return from both side to center
- Lost motion contact (LMD)& Sequence Locking available

Customer Interaction Center (CIC)
Telephone No. : 02

Breaker Control Switches (Trip - Neutral - Close)

Rating	Contact Arrangement	Mounting Type	Cat. No.	M.R.P. (₹) Per Unit
25A	1Trip + 1Close	Standard	**73257SEB03PGBB**	**1595**
25A	1Trip + 1Close	Standard	**73257SEB03PGYR**	**1595**
25A	1Trip + 1Close	Standard	**73257SEB03PGGB**	**1595**
25A	1Trip + 1Close	Barrel Lock	**73257SEB90PGBB**	**2315**
25A	2Trip + 2Close	Standard	**72009SEB03PGBB**	**1870**
25A	2Trip + 2Close	Standard	**72009SEB03PGYR**	**1870**
25A	2Trip + 2Close	Standard	**72009SEB03PGGB**	**1870**
25A	2Trip + 2Close	Barrel Lock	**72009SEB90PGBB**	**2880**

Other option such as sequence inter lock (SIL) & lost motion device (LMD) available on request.

Motor Duty Switches

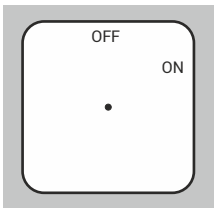

61003

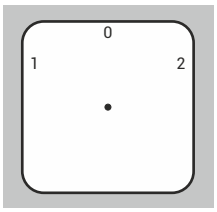

61211

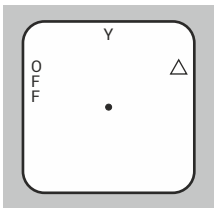

61200

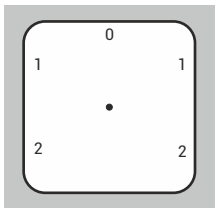

61217

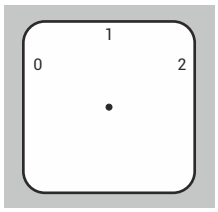

61212

Description	Cat. No. #	M.R.P. (₹) Per Unit						
		16A (SCB03)	25A (SEB03)	32A (SFB03)	40A (SGB03)	63A (SIB03)	100A (SKB03)	200A (SNB03)
ON - OFF Switch	**61003**	**985**	**1235**	**1375**	**1825**	**2615**	**8455**	**11010**
FOR - OFF - REV Switch	**61211**	**740**	**915**	**1085**	**3005**	**3670**	**8420**	**13580**
Star - Delta Switch	**61200**	**985**	**1300**	**1625**	**2645**	**3380**	*******	*******
2 Speed for FOR - OFF - REV Switch	**61217**	*******	**2355^**	*******	**4175**	*******	*******	*******
2 Speed forward Switch	**61212**	**1080**	**2140**	**2680**	**3565**	**4375**	**10535**	**12165**

^ Supplied only with ball grip handle
# Program Code first 5 digits, Next 5 digits in ( ), For complete ordering code, kindly refer Page No.10

Switches in Enclosure

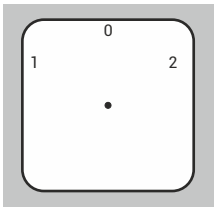

73393, 71913

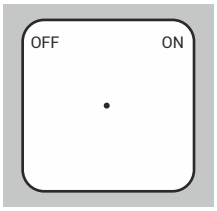

72244

Description	Cat. No.	Amps	M.R.P. (₹) Per Unit
FOR - OFF - Rev in SS with ball grip handle	**73393SCM17BGXB**	16A	**1065**
FOR - OFF - Rev in SS with ball grip handle	**71913SEM17BGYR**	25A	**1620**
FOR - OFF - Rev in SS with ball grip handle	**71913SFM17BGYR**	32A	**2230**
3 Pole ON - OFF in SS	**72244SEM17TDYR**	25A	**1405**
3 Pole ON - OFF in SS	**72244SFM17TDYR**	32A	**1925**
3 Pole 2Way Without OFF in SS	**61153SCM17TDYR**	16A	**1515**

For any other rating requirement please contact nearest E&A branch office

Rotary Switch Accessories [8538]

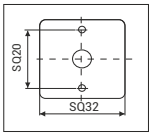

Front Plate Assembly

Description	Cat. No.	Size	M.R.P. (₹) Per Unit
Front Plate for 6 to 16A	**FP16SQ48**	48 x 48	**60**
Front Plate for 25 & 32A	**FP32SQ64**	64 x 64	**130**
Front Plate for 40 to 200A	**FP200SQ88**	88 x 88	**185**

Tear Drop Flag Knob Ball Grip Lever Handle

Handles & Knobs

Description	Cat. No.	Size	M.R.P. (₹) Per Unit
Flag Handle for 16A	**KNFHS2**	48 x 48, 48 x 60	**35**
Flag Handle for 25 - 32A	**KNFHS3**	64 x 64, 64 x 80	**60**
Ball Handle for 16 - 32A	**HNBHS1**	64 x 64, 64 x 80	**170**
Ball Handle for 40 - 63A	**HNBHS2**	88 x 88, 104 x 104	**185**
PG Handle for 16 - 32A	**HNPGS1**	64 x 64, 64 x 80	**205**
Lever Handle for 40 - 200A	**HNLVS1**	88 x 88, 104 x 104	**270**
Tear Drop for 6 - 16A	**KNTDS1**	48 x 48, 48 x 60	**35**
Tear Drop for 16 - 32A	**KNTDS2**	64 x 64, 64 x 80	**60**
Tear Drop for 40 - 400A	**KNTDS3**	88 x 88, 104 x 104	**135**

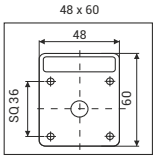

Special Front Plate Assembly

Description	Cat. No.	Size	M.R.P. (₹) Per Unit
SPL IND Plates upto 16A	**FPRT4860**	48 x 60	**130**
SPL IND Plates for 16 - 32A	**FPRT6480**	64 x 80	**205**

Script Plate (marking plate)

Description	Cat. No.	Size	M.R.P. (₹) Per Unit
Script Plate for 6 - 16A	**SPSQ48**	48 x 48	**35**
Script Plate for 16 - 32A	**SPSQ64**	64 x 64	**45**
Script Plate for 40 - 200A	**SPSQ88**	88 x 88	**50**
Script Plate for 6 - 16A	**SPRT4816**	48 x 16	**10**
Script Plate for 6 - 32A	**SPRT6416**	64 x 16	**25**

Mounting Plates (used for Back Fixing Plate)

Description	Cat. No.	Size	M.R.P. (₹) Per Unit
Rear MTG Plate for 6 - 16A	**MPSQ48**	48 x 48	**25**
Rear MTG Plate for 25 - 32A	**MPSQ64**	64 x 64	**45**
Rear MTG Plate for 40 - 63A	**MPSQ88**	88 x 88	**115**
Rear MTG Plate for 80 - 400A	**MPSQ104**	104 x 104	**205**
DIN Rail Attachment upto 32A	**B21DIN35**		**185**

Wall Type Mounting Boxes (upto 32A - maximum 4 Contacts)

Description	Cat. No.	M.R.P. (₹) Per Unit
Plastic / ABS Enclosure B17 16A upto 3 Stage / 25A upto 2 Stage	**WMBABS**	**1295**
Aluminium Enclosure B17 16A upto 3 Stage / 25A upto 2 Stage	**WMBAL**	**2135**
SS Enclosure M17 upto 32A - 4 Stage	**WMBSS**	**800**

Note : Switches to be order separately.

B31 PVC Enclosure

Shrouding Cover (maximum 6 Contacts Round Type)

Description	Cat. No.	M.R.P. (₹) Per Unit
Shrouding Cover for 6 - 10A	**SHCS1**	**135**
Shrouding Cover for 16A	**SHCS2**	**135**
Shrouding Cover for 25 - 32A	**SHCS3**	**190**
Shrouding Cover for 40 - 63A	**SHCS4**	**205**
Special Cover for Extended Termination 80 - 400A (maximum 2 Contact Stage)	**SHCS5**	**1550**

Ordering Code for Rotary Switches

Example for :	1. Programme Code					2. Type	3. Ampere	4. Mounting			5. Knob		6. Colour	
25A 3 Pole														
ON - OFF Switch	6	1	1	9	7	S	E	B	0	3	T	D	Y	R

1. Programme Code

Programme	Programme Code
Isolators	Pg. No. 1
Changeovers Switches	Pg. No. 1
Phase Changeovers Switches	Pg. No. 2
Spring Return Switches	Pg. No. 3
Multistep Switches with OFF	Pg. No. 4
Multistep Switches without OFF	Pg. No. 5
Instrumentation Switches	Pg. No. 6
Motor Control Switches	Pg. No. 8
Switches in SS Enclosure	Pg. No. 8
Breaker Control Switches	Pg. No. 8

2. Type Selection

Type	Code
S-Series (6 to 400A)	S
Touch Proof (6 to 16A)	T
Rear Access Termination (16 to 63A)	R
Phase Selector Only for 1 Pole 3 Way with OFF (25 to 63A)	P
DC Switches (16 to 500A)	D

S Series Open Version

TP Series Touch Proof

RT Series Touch Proof & Rear Termination

3. Ampere Selection

Ampere	Code	Ampere	Code
6	A	100	K
10	B	125	L
16	C	160	M
20	D	200	N
25	E	250	O
32	F	300	P
40	G	400	Q
50	H	500	R
63	I	600	S
80	J	800	T

4. Mounting Style

B03/B13
Standard Mounting

B19/B14
Single Hole Mounting

B33
Round Padlock

B30
Rectangular Padlock

B63
Key Lockable Type

B17
ABS Enclosure

M17
Metal Enclosure

B02
Rear/Base Mounting

B21
DIN Rail Mounting

B42
Rear Mounting with Door Interlock

5. Knob / Handle Selection

Code - TD	Code - FH	Code - PG	Code - BG	Code - LV
Tear Drop	Flag Knob	Pistol Grip	Ball Grip	Lever Handle

6. Color Combination Selection Table

Code - YR	Code - GB	Code - BB	Code - AB
Yellow Front Plate Red Knob	Grey Front Plate Black Knob	Black Front Plate Black Knob	Aluminum Foil with Black Knob

Front Plate

Standard Style	Frame Size	Bigger Style
Current Ratings 6/10 Amps	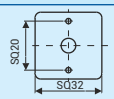	**Current Ratings** —
16/20 Amps	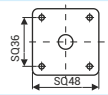	6/10 Amps
25/32 Amps	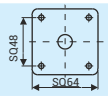	16/20 Amps
S40 Amps & above	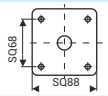	25/32 Amps
-	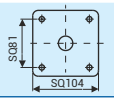	S40 Amps & above

Note : 1. For ratings of 6/10A, standard mounting style is B13
2. Single hole mounting equivalent of B03 is B19 and B13 is B14.

Mounting Feasibility

Mounting Code	Description		Feasibility					
			6/10A	16/20A	25/32A	40/63A	80/100/ 125A	200/ 400A
B03	Front Mounting, Standard Mounting plate			✓	✓	✓	✓	✓
B13	Front Mounting with next size plate		✓	✓	✓	✓	✓	✓
B00	Front Mounting 48 x 48 plate for 25/32A and 64 x 64 plate for 40/63A				✓	✓		
B19	Single Hole Mounting 32 x 32 plate for 6/10A only 48 x 48 Plate for 16-32A		✓	✓	✓			
B14	Single Hole Mounting 48 x 48 plate for 6/10A		✓					
B33	Front Mounting with Round Padlock for 2 Position (for Isolators)			✓	✓	✓	✓	✓
B30	Front Mounting with Rectangular Padlock 2 Position (for Isolators)			✓	✓	✓	✓	✓
B63	Key Lockable type (Handle/Knob)			✓	✓	✓		
B90	Center Key Lock (Pistol grip Handle in black color only)			✓	✓			
B02	Rear / (Back/Base) Mounting		✓	✓	✓	✓	✓	✓
B21	DIN Rail Mounting on 35 mm Rail 6-32 Amps		✓	✓	✓			
B32	Rear / Base Mounting, Door Interlock + Rectangular Padlock (B30+B42)Base			✓	✓	✓	✓	✓
B34	Rear / Base Mounting Door Interlock + Round Padlock (B33+B42)			✓	✓	✓	✓	✓
B41	Rear Mounting with Clutch Mechanism on Door			✓	✓	✓	✓	✓
	(Door Open in all position without Interlock)							✓
B42	Rear Mounting with Interlock Mechanism on Door			✓	✓	✓	✓	✓
F47	Door Clutch, Mounting Plate at front			✓	✓	✓	✓	✓
B17	ABS Enclosure	**Max stages**	**upto 4**	**upto 3**	**upto 5**	**upto 5**		
B31	ABS Enclosure with Round Padlock (B33+B17)	**Max stages**		**upto 2**	**upto 2**	**upto 2**		
M17	Metal Enclosure	**Max stages**	**upto 4**	**upto 4**	**upto 3**			
A17	Aluminium Enclosure	**Max stages**	**upto 4**	**upto 3**	**upto 2**			
B40	Single Hole Mounting with Padlock 48 x 48 Plate For 16-32A			✓	✓			
B43	Single Hole Mounting with Center key 48 x 48 Plate for 16-32A			✓	✓			
B45	Single Hole Mounting with Round Ring with Knob 16A-32A			✓	✓			

DC Switches

- Available from 16A to 500A
- Used for railway coaches lighting & fan circuits switching, all DC power circuits - Railways, Telecommunications & Power plants, Battery charging equipment
- Please contact nearest branch office for prices

EB - GEN Changeover Switches [8536]

3 Pole EB - GEN Changeover Switches

B13 Mounting

Description	Cat. No.	M.R.P. (₹) Per Unit						
		25A (E)	32A (F)	40A (G)	63A (I)	80A (J)	100A (K)	125A (L)
3 Pole C/O Front Panel Mounting	EBX31153B13BGYR	3259	3395	3960	4120	*	*	*
3 Pole C/O Rear Mounting	EBX31153MB42BGYR	3782	3919	4561	4704	8407	10519	13140
3 Pole C/O in SS Enclosure	EBX31153SB31BGYR	4521	4645	5376	5536	*	*	*
3 Pole C/O Rear Mounting	EBX31153B21BGYR	3782	3919	4561	4704	8407	10519	13140
3 Pole C/O Rear Mounting	EBX31153MB34LHGB	3782	3919	4561	4704	8407	10519	13140
3 Pole C/O in Polycarbonate Enclosure	EBX31153B31LBGYR	4521	4645	5376	5536	*	*	*
3 Pole C/O in SS Enclosure	EBX31153SB31XLLHYR	*	*	*	*	11881	13978	16598

4 Pole EB - GEN Changeover Switches

MB42 Mounting

Description	Cat. No.	M.R.P. (₹) Per Unit						
		25A (E)	32A (F)	40A (G)	63A (I)	80A (J)	100A (K)	125A (L)
4 Pole C/O Front Panel Mounting	EBX31154B13BGYR	3782	3919	4645	4780	*	*	*
4 Pole C/O Rear Mounting	EBX31154MB42BGYR	4260	4424	5224	5438	10603	13268	16574
4 Pole C/O in SS Enclosure	EBX31154SB31BGYR	5041	5237	6074	6290	*	*	*
4 Pole C/O Rear Mounting	EBX31154B21BGYR	4260	4424	5224	5438	10603	13268	16574
4 Pole C/O Rear Mounting	EBX31154MB34LHYR	4260	4424	5224	5438	10603	13268	16574
4 Pole C/O in Polycarbonate Enclosure	EBX31154B31LBGYR	5041	5237	6074	6290	*	*	*
4 Pole C/O in SS Enclosure	EBX31154SB31XLLHYR	*	*	*	*	14075	16721	20048

Rating Selection Table

SB31 Enclosure

Ampere (A)	Code (□)
25	E
32	F
40	G
63	I

Note : SB 31 Enclosure for 25A to 63A ratings. B21 Mounting model is similar to B13 model with links provided on the common side.
*** - Please contact nearest E&A branch office.

Load Break Switches [8536]

AC ON LOAD ISOLATORS

- AC 23 Utilization category
- Range from 16-125 Amps upto 8 pole
- Multiple mounting options, ABS / Aluminium sheet steel enclosures / IP65 / NEMA Rated
- Add on pole Power / Neutral & Auxiliary pole
- Changover switches from 25-125 Amps upto 4 poles Confirms to IEC 60947-1 & 3, EN 60947-3, UL60947-4-1

B03

MB34

SB31M

LB 3 Pole ON - OFF Switches

Description	Cat. No.	Can also be given on request	M.R.P. (₹) Per Unit								
			16A (C)	20A (D)	25A (E)	32A (F)	40A (G)	63A (I)	80A (J)	100A (K)	125A (L)
Single Hole MTG Switch with Flag Knob	LBX32300B19FPYR		1118	1141	*	*	*	*	*	*	*
Front Plate MTG with Flag Knob	LBX32300B40FPYR		1088	1118	*	*	*	*	*	*	*
Front Panel MTG with B03 (48x48) Plate	LBX32300B03FLYR	32309	994	1019	1103	1141	1313	1407	*	*	*
Front Panel MTG with B13 (64x64) Plate with Flag Knob	LBX32300B13FLYR	32306/32309	994	1019	1103	1141	1313	1407	3557	4464	5606
Front Panel MTG with B13 (64x64) Plate with BG Handle	LBX32300B13BGYR	32309	*	*	1214	1255	1420	1500	*	*	*
DIN Rail MTG Switch with Flag Knob	LBX32300B23FLGB		*	*	1103	1141	1313	1407	*	*	*
Rectangular Pad Lock Switch with TDYR	LBX32300B30TDYR		*	*	1336	1407	1544	1624	*	*	*
Round Pad Lock Switch with RDYR	LBX32309B33RDYR		1088	1117	1214	1255	1420	1500	3858	4814	6017
Switch with B63 Lock & Key Version	LBX32309B63TDYR		*	*	1845	1929	2090	2145	*	*	*
Base MTG Switch with DIL and Pad Lock	LBX32309MB34RDYR		1738	1791	1929	2035	2119	2281	5139	6417	8021
Base MTG Switch with BG Handle	LBX32309MB42BGYR		1738	1791	1929	2035	2119	2281	5139	6417	8021
Switch in Polycarbonate Enclosure - in B31SM	LBX32300B31SMRDYR		2204	2270	2453	2516	*	*	*	*	*
Switch in Polycarbonate Enclosure - in B31M	LBX32309B31MRDYR		*	*	*	*	2751	2820	*	*	*
Switch in Polycarbonate Enclosure - in B31L with Leech Handle	LBX32309B31LLHYR		*	*	*	*	*	*	7239	8530	10123
Switch in SS Enclosure - in SB31L with Leech Handle	LBX32309SB31LLHYR		*	*	*	*	*	*	7239	8530	10123

Note : To make the complete cat number, replace "X" in the above cat.no with the appropriate current rating code.
(Example: For LBX32300B19FPYR with a 16A rating (16A code = C), the complete code becomes LBC32300B19FPYR.)

LB 4 Pole ON - OFF Switches

Description	Cat. No.	Can also be given on request	M.R.P. (₹) Per Unit								
			16A (C)	20A (D)	25A (E)	32A (F)	40A (G)	63A (I)	80A (J)	100A (K)	125A (L)
Single Hole MTG Switch with Flag Knob	**LBX32400B19FPYR**		**1390**	**1420**	*	*	*	*	*	*	*
Front Plate MTG with Flag Knob	**LBX32400B40FPYR**		**1366**	**1390**	*	*	*	*	*	*	*
Front Panel MTG with B03 (48x48) Plate	**LBX32400B03FLYR**	32409	**1268**	**1296**	**1408**	**1448**	**1694**	**1791**	*	*	*
Front Panel MTG with B13 (64x64) Plate with Flag Knob	**LBX32400B13FLYR**	32406/32409	**1268**	**1296**	**1408**	**1448**	**1694**	**1791**	**4368**	**5480**	**6867**
Front Panel MTG with B13 (64x64) Plate with BG Handle	**LBX32400B13BGYR**	32409	**1517**	**1557**	**1805**	**1888**	*	*	*	*	*
DIN Rail MTG Switch with Flag Knob	**LBX32400B23FLGB**		*	*	**1408**	**1448**	**1694**	**1791**	*	*	*
Rectangular Pad Lock Switch with TDYR	**LBX32400B30TDYR**		*	*	**1637**	**1706**	**1925**	**2010**	*	*	*
Round Pad Lock Switch with RDYR	**LBX32409B33RDYR**		**1366**	**1390**	**1517**	**1557**	**1805**	**1888**	**4464**	**5573**	**6968**
Switch with B63 Lock & Key Version	**LBX32409B63TDYR**		*	*	**2145**	**2230**	**2472**	**2531**	*	*	*
Base MTG Switch with DIL andPad Lock	**LBX32409MB34RDYR**		**2010**	**2064**	**2230**	**2335**	**2506**	**2669**	**5951**	**7430**	**9285**
Base MTG Switch with BG Handle	**LBX32409MB42BGYR**		**2010**	**2064**	**2230**	**2335**	**2506**	**2669**	**5951**	**7430**	**9285**
Switch in Polycarbonate Enclosure - in B31SM	**LBX32400B31SMRDYR**		**2472**	**2546**	**2751**	**2818**	*	*	*	*	*
Switch in Polycarbonate Enclosure - in B31M	**LBX32409B31MRDYR**		*	*	*	*	**3133**	**3204**	*	*	*
Switch in Polycarbonate Enclosure - in B31L with Leech Handle	**LBX32409B31LLHYR**		*	*	*	*	*	*	**8052**	**9545**	**11389**
Switch in SS Enclosure - in SB31L with Leech Handle	**LBX32409SB31LLHYR**		*	*	*	*	*	*	**8052**	**9545**	**11389**
Auxiliary Contact	**FM / RM**		**279**	**279**	**345**	**345**	**345**	**345**	**1019**	**1019**	**1019**
Add-on Contact Additional Pole	**FM / RM**		**289**	**299**	**322**	**361**	**420**	**454**	**1190**	**1469**	**1634**

Note : Standard packing upto 63A switches is 5 Nos.

Note : To make the complete cat number, replace "X" in the above cat.no with the appropriate current rating code.(Example: For LBX32300B19FPYR with a 16A rating (16A code = C), the complete code becomes LBC32300B19FPYR.)

Ordering Code for Load Break and Changeover Switches

LB	□	X X X X X	X X X X X	X X	X X
Load Break Switch	Switch Rating	Programme Code	Mounting Options	Knob Options	Colour

Example

LB Switches, 63A, 3P, 9 O'clock, 4 hole front mounting, with metal shaft, yellow front plate, red round knob

LB I 32309 MB34 RD YR

LB	I	32309	MB34	RD	YR	Description
					✓	Yellow Front Plate/ Red Knob
				✓		64 x 64 Front Plate Round Knob with Padlock (R)
			✓			Metal Shaft with Round Knob with Padlock and Interlock
		✓				3Pole 9 O' Clock "OFF"
	✓					63A
✓						Load Break Switch

Accessories

LB X	X	XX	XXX
Switch Rating	F-Front Mounting	MC-Main Module	20 - 16A to 20A 32 - 25A to 32A 63 - 40A to 63A 80 - 80A 125 - 100A, 125A & 80A
	R-Rear Mounting	NC-Neutral Module	
		AC-Auxiliary Module	

LB	I	R	NC	32	Description
				✓	32A
			✓		Neutral Module
		✓			Rear Mounting
	✓				63 A
✓					Load Break Switch

Rating Selection Table

Ampere (A)	Code (□)
16	C
20	D
25	E
32	F
40	G
63	I
80	J
100	K
125	L

*** **Note :** Please contact nearest E&A branch office.

Cable Ducts [8538]

PVC Cable Ducts

› All ducts are ROHS compliant and FRLS › Also available in Zero Halogen

Type A

Specially designed Profiles of duct and cover for fast and efficient locking.

A Type
* **Snap fit cover**
* **Easy to remove**

Description	1 meter				2 meter			
H x W	Cat. No.(Standard slot Grey)	M.R.P. (₹) Per Unit	Std. Pkg.	Min Order Qty	Cat No.(Standard slot Grey)	M.R.P. (₹) Per Unit	Std. Pkg.	Min Order Qty
A 15 x 15	**WWA1515SG**	**82**	100	100	**WWA1515SG2**	**164**	64	64
A 15 x 25	**WWA1525SG**	**112**	100	100	**WWA1525SG2**	**224**	64	64
A 25 x 25	**WWA2525SG**	**134**	70	70	**WWA2525SG2**	**268**	48	48
A 30 x 25	**WWA3025SG**	**149**	70	70	**WWA3025SG2**	**298**	48	48
A 40 x 30	**WWA4030SG**	**185**	75	75	**WWA4030SG2**	**370**	32	32
A 45 x 25	**WWA4525SG**	**190**	75	75	**WWA4525SG2**	**380**	40	40
A 45 x 30	**WWA4530SG**	**191**	50	50	**WWA4530SG2**	**382**	32	32
A 45 x 45	**WWA4545SG**	**242**	50	50	**WWA4545SG2**	**484**	18	18
A 45 x 60	**WWA4560SG**	**291**	50	50	**WWA4560SG2**	**582**	12	12
A 60 x 25	**WWA6025SG**	**242**	50	50	**WWA6025SG2**	**484**	18	18
A 60 x 45	**WWA6045SG**	**284**	50	50	**WWA6045SG2**	**568**	18	18
A 60 x 60	**WWA6060SG**	**336**	32	32	**WWA6060SG2**	**672**	12	12
A 60 x 120	**WWA60120SG**	**1142**	18	90	**WWA60120SG2**	**2284**	8	80
A 75 x 45	**WWA7545SG**	**352**	40	40	**WWA7545SG2**	**704**	12	12
A 75 x 75	**WWA7575SG**	**497**	32	32	**WWA7575SG2**	**994**	12	12
A 80 x 80	**WWA8080SG**	**554**	25	25	**WWA8080SG2**	**1108**	12	12
A 100 x 100	**WWA100100SG**	**897**	18	18	**WWA100100SG2**	**1794**	8	40

Type B

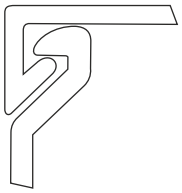

Non slip cover design of minimum encumbrance and maximum grip



B Type

- **Non - slip cover**
- **Positive locking**

Description	1 meter				2 meter			
W x H	Cat. No. (Standard slot)	M.R.P. (₹) Per Unit	Std. Pkg.	Min Order Qty	Cat. No. (Standard slot)	M.R.P. (₹) Per Unit	Std. Pkg.	Min Order Qty
B 25 x 25	**WWB2525SG**	**145**	70	70	**WWB2525SG2**	**290**	36	36
B 25 x 30	**WWB2530SG**	**155**	100	100	**WWB2530SG2**	**310**	36	36
B 25 x 40	**WWB2540SG**	**190**	75	75	**WWB2540SG2**	**380**	36	36
B 25 x 45	**WWB2545SG**	**196**	75	225	**WWB2545SG2**	**392**	36	108
B 25 x 60	**WWB2560SG**	**249**	50	50	**WWB2560SG2**	**498**	18	18
B 25 x 80	**WWB2580SG**	**337**	50	50	**WWB2580SG2**	**674**	18	18
B 25 x 100	**WWB25100SG**	**427**	25	25	**WWB25100SG2**	**854**	18	18
B 30 x 20	**WWB3020UG**	**190**	100	200	**WWB3020UG2**	**380**	36	180
B 30 x 80	**WWB3080SG**	**467**	50	200	**WWB3080SG2**	**934**	18	90
B 40 x 40	**WWB4040SG**	**249**	50	50	**WWB4040SG2**	**498**	18	18
B 45 x 45	**WWB4545SG**	**257**	50	50	**WWB4545SG2**	**514**	18	18
B 40 x 60	**WWB4060SG**	**301**	50	50	**WWB4060SG2**	**602**	18	18
B 40 x 80	**WWB4080SG**	**356**	50	50	**WWB4080SG2**	**712**	18	18
B 40 x 100	**WWB40100SG**	**447**	25	25	**WWB40100SG2**	**894**	12	12
B 45 x 20	**WWB4520UG**	**197**	75	225	**WWB4520UG2**	**394**	36	180
B 50 x 100	**WWB50100SG**	**513**	30	90	**WWB50100SG2**	**1026**	12	60
B 60 x 20	**WWB6020UG**	**269**	50	200	**WWB6020UG2**	**538**	18	90
B 60 x 40	**WWB6040SG**	**301**	50	50	**WWB6040SG2**	**602**	18	90
B 60 x 60	**WWB6060SG**	**356**	50	50	**WWB6060SG2**	**712**	12	12
B 60 x 80	**WWB6080SG**	**463**	40	40	**WWB6080SG2**	**926**	12	12
B 60 x 100	**WWB60100SG**	**610**	30	30	**WWB60100SG2**	**1220**	8	8
B 72 x 64	**WWB7264SG**	**427**	32	96	**WWB7264SG2**	**854**	18	90
B 75 x 75	**WWB7575SG**	**602**	32	96	**WWB7575SG2**	**1204**	8	40
B 75 x 100	**WWB75100SG**	**630**	25	75	**WWB75100SG2**	**1260**	8	40
B 80 x 40	**WWB8040SG**	**364**	50	100	**WWB8040SG2**	**728**	12	60
B 80 x 60	**WWB8060SG**	**482**	40	80	**WWB8060SG2**	**964**	12	60
B 80 x 80	**WWB8080SG**	**599**	32	32	**WWB8080SG2**	**1198**	12	12
B 80 x 100	**WWB80100SG**	**674**	24	24	**WWB80100SG2**	**1348**	8	8
B 100 x 60	**WWB10060SG**	**573**	30	30	**WWB10060SG2**	**1146**	8	8
B 100 x 80	**WWB10080SG**	**674**	25	25	**WWB10080SG2**	**1348**	8	8
B 100 x 100	**WWB100100SG**	**982**	18	18	**WWB100100SG2**	**1964**	8	8
B 120 x 80	**WWB12080SG**	**953**	18	90	**WWB12080SG2**	**1906**	8	40
B 150 x 100	**WWB150100SG**	**1225**	12	48	**WWB150100SG2**	**2450**	4	40
B 150 x 150	**WWB150150SG**	**2663**	8	80	**WWB150150SG2**	**5326**	2	40

Note : 1) For any special colour request additional 10% will be charged on price. For cut length additional 10% will be charged.
2) Thin / Unslot will be supplied on request. For thin slot replace the cat. number ending with SG by TG,
For un slotted channel replace the cat. number ending with SG by UG. MRP will be same as standard slot.

Covers for FRLS Cable Duct
(Cable duct comes with default covers, following are spare offerings)

Description	Cat. No.	M.R.P. (₹) Per Unit
Cover for 15 mm A type	CCA15SG	38
Cover for 25 mm A type	CCA25SG	59
Cover for 30 mm A type	CCA30SG	71
Cover for 45 mm A type	CCA45SG	111
Cover for 60 mm A type	CCA60SG	133
Cover for 75 mm A type	CCA75SG	169
Cover for 80 mm A type	CCA80SG	201
Cover for 100 mm A type	CCA100SG	245
Cover for 25 mm B type	CCB25SG	61
Cover for 30 mm B type	CCB30SG	74
Cover for 40 mm B type	CCB40SG	92
Cover for 45 mm B type	CCB45SG	113
Cover for 50 mm B type	CCB50SG	137
Cover for 60 mm B type	CCB60SG	137
Cover for 72 mm B type	CCB72SG	173
Cover for 75 mm B type	CCB75SG	173
Cover for 80 mm B type	CCB80SG	207
Cover for 100 mm B type	CCB100SG	252
Cover for 120 mm B type	CCB120SG	269
Cover for 150 mm B type	CCB150SG	315

Slotting Styles (A & B Types)

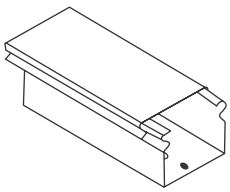

Unslotted
(US)

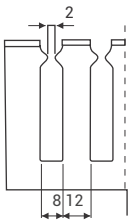

Standard Slot

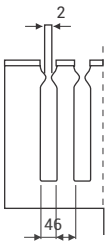

Thin Slot

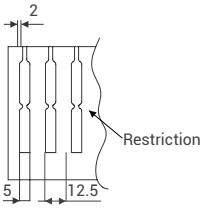

Thin Slot with Restriction(R)

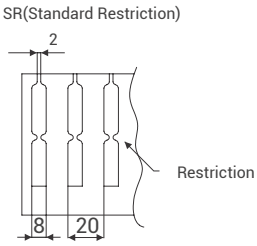

Standard Slot with Restriction(SR)

These products are manufactured by salzer

Disclaimer

Every effort as to the correctness or sufficiency of the information and data contained in the catalogue is made. We however cannot accept any liability for the accuracy or completeness of the information and data provided. No claims in this regard shall consequently be accepted. We reserve the right to make changes, without prior notice, in the catalogue.

Products with CAT no. having, with or without, dot as suffix are same.

Lauritz Knudsen
Electrical & Automation

Control & Protect Your Panels with **Precision & Reliability**

Earth Leakage Relay

Built on Trust. **Designed for high performance.**

LED Indications for power on, alarm and trip for easy identification

Ease of programming using dial and dip switches

MODBUS RS485 communication port available

Wide trip time setting from 0-10 sec

Lauritz Knudsen
Electrical & Automation

ULTIMATE DIGITAL VOLTAGE MONITORING RELAY

WITH ADVANCED NEUTRAL LOSS FEATURE

Phase Loss

Phase Asymmetry

Phase Reverse

Neutral Loss

Over Voltage

Under Voltage

SWITCH TO DIGITAL VOLTAGE MONITORING RELAY-SM800

Timing Devices, Supply Monitors & ELR

Timers [9107]

	Type	Time	Voltage	Contact Arrangement	Cat. No.	M.R.P. (₹) Per Unit
Micon 175	ON Delay	0.3 sec - 30 hrs	240 VAC/24 VAC/DC	1 C/O	**12ODT4**	**870**
			110 VAC/24 VAC/DC		**11ODT4**	**1645**
			12 VDC		**15ODT4**	**1350**
	ON Delay & Interval	0.1 sec - 100 hrs	240 VAC/24 VAC/DC	1 C/O	**12WDTC**	**1355**
	Star Delta Timer	3 sec - 120 sec	240 VAC	1 NO (Star)+1 NO (Delta)	**12SDT0**	**980**
		3 sec - 30 sec	240 - 415 VAC	1 C/O (Star)+1 C/O (Delta)	**14SDT1S**	**1735**
	Signal OFF Delay	0.3 sec - 30 hrs	240 VAC/24 VAC/DC	1 C/O	**12RDT4**	**1275**
		0.3 sec - 30 hrs	12 VDC		**15DDT4**	**1385**
	Multifunction Timer	0.1 sec - 100 hrs	12 - 240 VAC/DC	1 C/O	**1CMDT0**	**2170**
				2 C/O	**1CMDTF**	**2315**
	Asymmetrical ON/OFF & OFF/ON	0.1 sec - 100 hrs	12 - 240 VAC/DC	1 C/O	**1CJDT0**	**2170**
	One Shot	0.3 sec - 30 hrs	110 VAC/24 VAC/DC	1 C/O	**11BDT4**	**1620**
			240 VAC/24 VAC/DC		**12BDT4**	**1620**
			12 VDC		**15BDT4**	**1695**
	Forward Pause Reverse Timer	ON time : 6 sec -60 min Pause time : 0.1 sec-200 sec	12 - 240 VAC / DC	2 C/O	**1CZDTF**	**2315**

Pause time for Micon 175 star delta timer is 60 msec 1CMDT0 contains ON Delay, Impulse, Signal ON delay, Cyclic ON/OFF, Cyclic OFF/ON, Signal OFF Delay, Signal OFF/ON, Accumulative Delay ON signal, Impulse ON/OFF, Leading edge impulse, Trailing edge impulse, Leading edge Bistable

Micon 225

Type	Timing Range	Voltage	Contact Arrangement	Cat. No.	M.R.P. (₹) Per Unit
ON Delay	0.1 sec - 10 hrs	24 - 240 VAC/DC	2 C/O	**2AODT5**	**2035**
Star Delta Timer	3 sec - 120 sec	24 - 240 VAC/DC	1 NO (Star)+1 NO (Delta)	**2ASDT0**	**2125**
		240 - 415 VAC		**2BSDT0**	**2515**
Multifunction Timer	0.1s to 120 days	24 - 240 VAC/DC	2 C/O (1 Inst+1 Delayed)	**2A8DT6**	**2280**
Multifunction Multirange	0.1 sec - 10 hrs	24 - 240 VAC/DC	2 C/O	**2A5DT5**	**2255**
		240 - 415 VAC		**2B5DT5**	**2715**
Signal Base Multi function Multirange	0.1 sec - 10 hrs	24 - 240 VAC/DC	1 C/O	**2ANDT0**	**2400**
Multifunction Timer 6 Functions	0.1 sec - 10 hrs	24 - 240 VAC/DC	2 C/O (1 Inst+1 Delayed for 6th Mode)	**2A6DT6**	**2415**
		240 - 415 VAC		**2B6DT6**	**2460**
True OFF Delay	0.6 sec - 600 sec	24 - 240 VAC/DC	2 C/O	**23GDT0**	**3315**
Asymmetrical ON/OFF	0.1 sec - 10 hrs	24 - 240 VAC/DC	2 C/O	**2AADT5**	**2555**

Pause time for Micon 225 star delta timer is 60 msec, 90 msec, 120 msec, 150 msec

Major timing functions

2A5DT5, 2B5DT5, 2A6DT6* and 2B6DT6* contains ON Delay, Interval, Cyclic ON/OFF, Cyclic OFF/ON, One Shot, ON Delay, On Delay (1 Inst + 1 Delayed)*
2ANDT0 contains ON Delay, Interval, Signal ON Delay, Accumulative ON Delay, Signal OFF Delay, Signal OFF/ON Delay, Leading edge impulse
2A8DT6 contains ON Delay, Impulse, Signal ON delay, Signal OFF delay, Step mode, One shot, Interval, Cyclic ON/OFF, Cyclic OFF/ON, Signal OFF Delay, Accumulative Delay ON signal, Impulse ON/OFF.

Digital Timer DIGICON

Functions	Timer	Voltage	Contact Arrangement	Cat. No.	M.R.P. (₹) Per Unit
8 Functions	0.1 sec - 999 hrs	24 - 240 VAC/DC	1 C/O	**V0DDTS**	**2560**
		24 - 240 VAC/DC	2 NO	**V0DDTD**	**2560**
18 Functions	0.1 sec - 999 hrs	24 - 240 VAC/DC	1 C/O	**V0DDTS1**	**2895**
		24 - 240 VAC/DC	2 NO	**V0DDTD1**	**2895**

V0DDTS and V0DDTD contains On Delay, Signal OFF Delay, Cyclic ON/OFF, Signal OFF/ON, Cyclic OFF/ON, Interval, Signal ON/OFF, One Shot output
V0DDTS1 and V0DDTD1 contains ON Delay, Cyclic OFF/ON, Cyclic ON/OFF, Impulse on energizing, Accumulative Delay ON Signal, Accumulative Delay on Inverted signal, Accumulative Impulse ON signal, Signal ON Delay, Inverted Signal On delay, Signal OFF Delay, Impulse ON/OFF, Signal OFF/ON, Leading edge impulse, Trailing edge impulse, Delayed impulse, Negative edge impulse.

Motor Restart Timer

Functions	Timer	Voltage	Contact Arrangement	Cat. No.	M.R.P. (₹) Per Unit
Motor Restart Timer	Memory time Tm: 0.2 to 6 sec	110 VAC	1 C/O	**23LDT0**	**2670**
	Delay time Td: 0.2 to 60 sec	240 VAC		**22LDT0**	**2670**

Time Switches [9107]

FM1 / Quartz	Product Description		Cat. No.	M.R.P. (₹) Per Unit
150 Hrs Battery Backup	FM1 / Quartz Daily	110 VAC - 240 VAC Base/DIN Mounting	J648B1	3470

Digital Time Switch	Product Description		Cat. No.	M.R.P. (₹) Per Unit
Crono Pro Crono / Pulse	Time Switch (Crono)	110 - 240 VAC 1 C/O Base/DIN 25 ON/OFF Each	67DDT0	3380
		24 VDC 1 C/O Base/DIN 25 ON/OFF Each	6GHDT0	3995
		12 VDC 1 C/O Base/DIN 25 ON/OFF Each	69HDT0	4205
	Time Switch (Crono Pro)	110 - 240 VAC 2 C/O Base/DIN 50 ON/OFF Each	WT2DCDS	4810
	Time Switch (Pulse) *	110 - 240 VAC 1 C/O Base/DIN 16 Pulse	67DDT9	3980
		24V DC 1 C/O Base /Din 16 Pulse	6GHDT9	4490
		12V DC 1 C/O Base /Din 16 Pulse	69HDT9	4720

* For bell and siren application

Astro	Product Description		Cat. No.	M.R.P. (₹) Per Unit
Astro Pro Astro Mini	Astro Mini	110 - 240 VAC 1 Phase - 2W 1 C/O , Base/Din	T2DDT7	6570
	Astro Pro	110 - 240 VAC 1 Phase - 2W 2 C/O , Base/Din 50 ON/OFF Each	AS2DCDS	8150

Note : Astro Mini / Astro Pro is used for lighting control based on sunrise / sunset timings by latitude / longitude settings primarily used in streetlight application

Supply Monitoring Devices [9032]

› SPP includes single phasing, phase sequence and phase unbalance monitoring with auto reset

Voltage Monitoring Relay Series

SM 301

SM 500

SM 500 with Neutral Loss Protection

SM 501

Digital VMR Series

SM 800

SM 600 (MMR)

Type	Supply Monitoring Type	Time delay	Asymmetry	Voltage & Contact Arrangement	Cat. No.	M.R.P. (₹) Per Unit
SM301 (3Ph, 3W)	Single Phasing Preventor (SPP*) Fail Safe	ON Delay 2 sec and OFF Delay 7 sec	65 VAC Asymmetry	415 VAC, 1 C/O	MA51BC	1485
				415 VAC, 2 C/O	MC21B5	2175
			40 VAC Asymmetry	415 VAC, 1 C/O	MA51BK	1485
SM301 (3Ph, 3W)	Phase loss monitoring Non Fail Safe Type	OFF Delay 500 msec and Recover Delay 2 Sec	30% Fixed	415 VAC, 1 C/O	MA59B5	1710
SM500 (3 Ph / 1 Ph, 4W)	Selectable Under Voltage + Selectable Over Voltage	Selectable ON Delay (0 to 15 min)	-	240 VAC, 1 C/O	MD71B9	2310
		Selectable ON Delay (0 to 15 sec)	-		MD71BH	2310
		Selectable OFF Delay (0 to 15 sec)	-		MD71BF	2705
	Single Phasing Preventor + Selectable Under Voltage + Selectable Over Voltage	Selectable ON Delay (0 to 15 min) & OFF Delay 5 sec	Phase Asymmetry 10% fixed	240 VAC, 2 C/O	MG73B9	2820
		Selectable ON Delay (0 to 15 sec) & OFF Delay 5 sec	Phase Asymmetry 10% fixed		MG73BH	2820
		Selectable OFF Delay (0 to 15 sec) & ON Delay 5 sec	Phase Asymmetry 10% fixed		MG73BF	2820
	SPP + UV/OV, with fixed UV (173 V) & OV (288 V)	Selectable ON (10 Sec) and OFF Delay (5 Sec)	Phase Asymmetry 20% fixed		MG73BR	2820
	SPP + Selectable UV + Selectable OV with Neutral Loss Protection	ON Delay 5 sec and OFF Delay 5 sec, 500ms-1s for Neutral fail	94 VAC Asymmetry	415 VAC, 3 Ph 4W, 2 C/O	MAC04 D0100	2885
SM501 (3 Ph, 3W)	SPP + Under Voltage (80% of ⏀)	Selectable ON Delay and OFF Delay 15 sec	Selectable Asymmetry (5% to 17%)	415 VAC, 2 C/O	MB53BM	2870
	Single Phasing Preventor + Selectable Under Voltage + Selectable Over Voltage	Selectable ON Delay 15 sec & OFF Delay 5 sec	Phase Asymmetry 10%		MG53BH	2870
		Selectable OFF Delay 15 sec & ON Delay 5 sec	Phase Asymmetry 10%		MG53BF	2870
		ON Delay 5 sec and OFF Delay 5 sec	65 VAC Asymmetry		MG53BI	2710
		ON Delay 3 min and OFF Delay 5 sec UV 85% of ⏀ OV 110% of ⏀	Phase Asymmetry 10%		MG53BO	2710
SM 800 (3PH/ 3W, 4W)	Single Phasing Preventor + Selectable Under Voltage + Selectable Over Voltage + Neutral Loss (Applicable for 3P4W).	Power ON Delay (0 to 999 sec) , OFF Delay (0.1 to 999 sec) & ON delay (0.5 to 999 sec)	Voltage: 5 to 99 VAC (Default 60V), Percentage : 2 to 50% (Default 10%)	145-500 VAC (Line Voltage), 1C/O	DMS110	2745
				145-500 VAC (Line Voltage), 2C/O	DMS120	2975
				85-300 VAC/DC (Auxiliary Supply) (P-N), 2 C/O	DMA220	3210
SM 600 (3P, 3W)	Phase loss + Phase Sequence + Phase Asysmetery + UV + OV + 3 phase interruption	Power ON delay (5s Fixed),ON delay (1-30 sec or Fixed), OFF delay (0.1 - 30 sec or Fixed)	Voltage ±1% of set value	500V -1000V AC 2 C/O	SMB110	13190

Note : 3 Ph 3W - 3 Phase 3 Wire system; 3 Ph 4W - 3 Phase 4 Wire system.

Voltage Monitoring Relay Series

SM175
3 Ph, 3W

Type	Supply Monitoring Type	Time delay	Asymmetry	Voltage & Contact Arrangement	Cat. No.	M.R.P. (₹) Per Unit
SM175 (3 Ph, 3W)	Phase loss + Phase Sequence Monitoring	ON Delay 500 msec & OFF Delay 100 msec	–	208 - 480 VAC, 1 C/O (Steps of 208 - 220 - 380 - 400 - 415 - 440 - 480 VAC)	MK21D5	1775
		ON Delay 500 msec & OFF Delay 100 msec	Phase Asymmetry (30% fixed)		MC21D5	1775
		ON Delay 5 sec & OFF Delay 100 msec (0 to 15s Selectable)	Phase Asymmetry (5% to 15% variable)		MA21DN	2320
	Phase Loss + Phase Sequence + Under Voltage + Over Voltage monitoring (UV: -2% to -20% of 中, OV: 2% to 20% of 中)	ON Delay 5 sec and Selectable OFF Delay (0 to 15 sec)	–		MD21DF	2380
	Phase Loss + Phase Sequence + Under Voltage + Over Voltage (UV: -5% to -25% of 中, OV: 5% to 25% of 中)	Selectable ON Delay (0.5 to 15 sec) and OFF Delay 5 sec	Phase Asymmetry (10% fixed)		MG21DH	2605
		ON Delay 5s and Selectable OFF			MG21DF	2605

Current Monitoring relay (CMR)

- Microprocessor based relay protects against Overload, Phase reverse, Phase loss, Phase unbalance faults
- Auto/ Manual reset selection
- Fail- safe protection with inbuilt CT upto 45A
- Inverse time model with underload, locked rotor protection and selectable trip class (10A, 10, 20, 30)
- Definite time model with underload and selectable start and trip time

Current Monitoring relay

Phase	Type	Current & Contact Arrangement	Cat. No.	M.R.P. (₹) Per Unit
3 Phase	Inverse Time Current Monitoring Relay	2 - 5A 1 C/O	17A422CB0	3225
		3 - 9A, 1 C/O	17A122CB0	
		8 - 24A, 1 C/O	17A222CB0	
		15 - 45A, 1 C/O	17A322CB0	
	Definite Time Current Monitoring Relay	2 - 5A 1 C/O	17B422AA0	
		3 - 9A, 1 C/O	17B122AA0	
		8 - 24A, 1 C/O	17B222AA0	
		15 - 45A, 1 C/O	17B322AA0	
	Definite Type / Instant Trip	2 - 5A 1 C/O	17B422PA0	
1 Phase	Inverse Time Current Monitoring Relay	2 - 5A 1 C/O	17C412EB0	3160
		3 - 9A, 1 C/O	17C112EB0	
		8 - 24A, 1 C/O	17C212EB0	
		15 - 45A, 1 C/O	17C312EB0	
	Definite Time Current Monitoring Relay	2 - 5A 1 C/O	17D412DA0	
		3 - 9A, 1 C/O	17D112DA0	
		8 - 24A, 1 C/O	17D212DA0	
		15 - 45A, 1 C/O	17D312DA0	

PTC Thermistor Relay Series

Relay Type	Description	Cat. No.	M.R.P. (₹) Per Unit
Thermistor Relay	110 - 240 VAC, 2 C/O	MJ83BK	3260
	220 - 440 VAC, 2 C/O	MJ93BK	3285
	24 VAC/DC, 2 C/O	MJA3BK	3815
	110 - 240 VAC, 1 C/O	MJ81BK	3015
	220 - 440 VAC, 1 C/O	MJ91BK	3060

Hour Meter & Counter [9029]

Hour Meters

Product Description	Cat. No.	M.R.P. (₹) Per Unit
HM36, 85 - 265 VAC Flush Mounting	LA25F1	1245
HM 36, 10 - 80 VDC Flush Mounting	LD17F1	1885
HM36, 92 - 264 / 270 - 460 VAC Base - DIN Mounting	30A6B1	1355
HM36, 10 - 80 VDC Base/DIN Mounting	30D1B1	1885
Digital Hour Meter/Digital Counter (Resettable)	Z□□FB□	2260

Hour Meter / Counter Z □ □ FB □

- Voltage
  - H 10 - 80 VDC
  - 7 85 - 265 VAC
  - J 12 - 48 VAC/DC
- 1 Hour Meter
- 2 Counter
- Bezel
  - A Round
  - B 24 x 48
  - C Screw Mount

Earth Leakage Relays

96 x 96 mm Earth Leakage Relay

DIN Mounted Earth Leakage Relay

CBCT

Rectangular CBCT

Current Range	Type	Voltage & Contact Arrangement	Cat. No.	M.R.P. (₹) Per Unit
30mA - 30A	Panel mounted (96 x 96 mm) Earth Leakage Relay	110 - 240 VAC/DC, 1 C/O (Pre-alarm) + 1 C/O (Fault)	**17K716QF4N**	**5745**
		110 - 240 VAC/DC, 1 C/O (Pre-alarm) + 1 C/O (Fault) with RS 485	**17K716QF4M**	**8260**
		240 - 415 VAC/DC, 1 C/O (Pre-alarm) + 1 C/O (Fault)	**17K726QF4N**	**5745**
		240 - 415 VAC/DC, 1 C/O (Pre-alarm) + 1 C/O (Fault) with RS 485	**17K726QF4M**	**8260**
	DIN mounted Earth Leakage Relay	110 - 240 VAC, 110 VDC, Manual reset	**17G715GF2**	**5155**
		220 - 415 VAC, 220 VDC, Manual reset	**17G745GF2**	
		110 - 240 VAC, 110 VDC, Auto reset	**17G715KF2**	
		220 - 415 VAC, 220 VDC, Auto reset	**17G745KF2**	
	CBCT (moulded case) for Type A & AC Current	38 mm ID	**17H7NNHN3**	**1770**
		57 mm ID	**17H7NNIN3**	**2385**
		70 mm ID	**17H7NNQN3**	**2720**
		92 mm ID	**17H7NNJN3**	**2970**
		120 mm ID	**17H7NNLN3**	**3100**
		210 mm ID	**17H7NNKN3**	**5845**
	CBCT (moulded case) for Type AC Current	38 mm ID	**17H7NNRN3**	**1325**
		57 mm ID	**17H7NNVN3**	**1480**
		70 mm ID	**17H7NNSN3**	**1570**
		92 mm ID	**17H7NNTN3**	**2105**
		120 mm ID	**17H7NNUN3**	**2435**
	Rectangular CBCT (moulded case) for Type AC Current	300 x 50 mm ID	**17H9NNWN0**	**11680**
		350 x 150 mm ID	**17H9NNXN0**	**14200**

- CBCT for Type AC : For applications with sinusoidal alternating current from 30mA to 30A.
- CBCT for Type A and AC : For applications with sinusoidal alternating current (from 30mA to 30A) & pulsating DC current (from 30mA to 3A).
- Please contact nearest branch office for requirements of higher dimension CBCTs.

These products are manufactured by GIC

www.gicindia.com

Disclaimer for Timing Devices and Supply Monitors
Every effort as to the correctness or sufficiency of the information and data contained in the catalogue is made. We however cannot accept any liability for the accuracy or completeness of the information and data provided. No claims in this regard shall consequently be accepted.
We reserve the right to make changes, without prior notice, in the catalogue.
Products with CAT no. having, with or without, dot as suffix are same.

Lauritz Knudsen
Electrical & Automation

Elevate Your Panels with **superior illumination & aesthetic**

LED Indicators

Built on Trust. **Designed for high performance.**

LEDs with Inbuilt low voltage glow protection at 25% of rated voltage to avoid false indication due to stray voltages.

LEDs with >180 degree viewing angle for enhanced experience with uniform illumination.

Modular Remote Control Units

Note : All Cat.No. to be ordered in multiple of Standard Packing : 10, Except for Push Button Stations.

Gen Next Series

Gen Next Pro LED Indicator [8531]

› Surface Mounted Device LED technology › Low Power consumption < 1W › Surge & Low Voltage Glow Protection (LVGP)

	Description	Cat. No.	Colour (4th Digit)	Voltage (5th, 6th, 7th & 8th Digit)	M.R.P. (₹) Per Unit
Ø22.5 mm 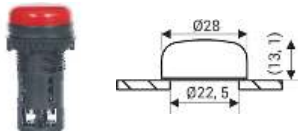	Gen Next Pro LED Indicator 22.5 mm	**EPL□□□□□□**	R-Red G-Green Y-Yellow A-Amber B-Blue W-White	012C - 12 VAC/DC 024C - 24 VAC/DC 030C - 30 VAC/DC 048C - 48 VAC/DC 064C - 64 VAC/DC 110A - 110 VAC 110D - 110 VDC 240A - 240 VAC 220D - 220 VDC	**185** **318** **Blue & White**
				415A - 415 VAC	**232** **392** **Blue & White**
New	Gen Next Pro LED Indicator 16 mm	**SPL□□□□□□**	R-Red G-Green Y-Yellow A-Amber B-Blue W-White	012C - 12 VAC/DC 024C - 24 VAC/DC 110C - 110 VAC/DC 240A - 240 VAC	**216** **359** **Blue & White**

Note * : LED Indicator for Flame Proof Panel application available on request.

Universal LED Indicator [8531]

	Description	Cat. No.	Colour (8th Digit)	Voltage (9th, 10th, 11th & 12th Digit)	M.R.P. (₹) Per Unit
Gen Next Pro Ø22.5 mm Universal LED Indicator 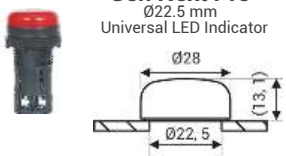	Gen Next Pro Universal LED indicator	**EPL□□□□□□**	R-Red G-Green Y-Yellow A-Amber B-Blue W-White	224C-24 to 240V AC/DC	**551** **661** **Blue & White**

Gen Next Push Button & Selector Actuators Ø 22.5 mm [8538]

› Snap Mounting with compact contact blocks (EC1C & EC2C)

› Max 3 row x 3 column stackable contact blocks

	Description	Cat. No.	Colour (4th Digit)	M.R.P. (₹) Per Unit
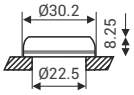	Flush Head	**EMN□FD1**	R-Red G-Green C-Black Y-Yellow W-White B-Blue A-Amber F-Gray	**118**
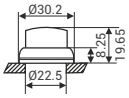	Projecting Head Push Function	**EMN□PD1**	R-Red G-Green C-Black Y-Yellow W-White B-Blue A-Amber F-Gray	**119**
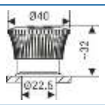	Mushroom Head 'Push - Turn Function'	**EMN□MH1**	R-Red G-Green C-Black Y-Yellow	**231**
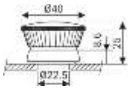	Mushroom Head 'Push - Function'	**EMN□MD1**	R-Red G-Green C-Black Y-Yellow	**168**
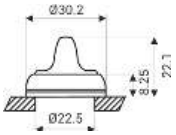	Symmetric Head	**2 Position**	R-Red G-Green C-Black W-White	
		Non Spring Return **EP09SK00□0000**		**327**
		Spring Return **EP09SI00□0000**		
		3 Position		
		Non Spring Return **EP09SL00□0000**		**346**
		Spring Return **EP09SJ00□0000**		
		Spring Return L. H. **EP09SM00□0000**		
		Spring Return R. H. **EP09SN00□0000**		
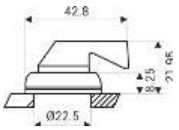	Lever Head	**2 Position**	R-Red W-White C-Black	
		Non Spring Return **EMN□LK1**		**327**
		Spring Return **EMN□LI1**		
		3 Position		
		Non Spring Return **EMN□LL1**		**346**
		Spring Return **EMN□LJ1**		
		Spring Return L. H. **EMN□LM1**		
		Spring Return R. H. **EMN□LN1**		

Gen Next Push Button & Selector Actuators Ø 22.5 mm [8538]

	Description	Cat. No.	Colour (4th Digit)	M.R.P. (₹) Per Unit
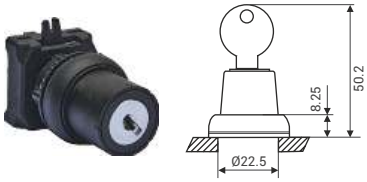	Lock & Key Rotary Type	**2 Position**	C-Black	471
		Non Spring Return **EP09KK00□0000**		
		Spring Return **EP09KI00□0000**		
		3 Position		
		Non Spring Return **EP09KL00□0000**		
		Spring Return **EP09KJ00□0000**		
		Spring Return L. H. **EP09KM00□0000**		491
		Spring Return R. H. **EP09KN00□0000**		
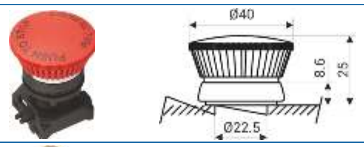	Push Pull	**EG02MG0□**	R-Red	**452**
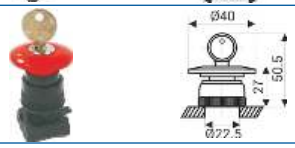	Mushroom Head Lock And Key Actuator	**EG02MQ0R00**	R-Red	**512**
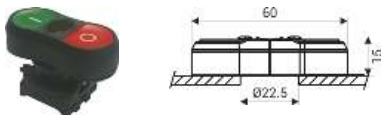	Twin Touch with Black centre strip	**EG02TD0I**	-	**234**

Brass Metal Coller Push Button

Note : 1. Actuators & Selector Actuators with black ABS collar are offered as Standard
2. Actuators (except Mushroom Head Push - Pull Actuators) are also available with chrome plated ABS & Brass collar Non-Illuminated Actuator
- For PU Coated ABS Collar replace 7th digit 1 by 2 eg. : EMNPD2
- For Brass Metal Collar replace 7th digit 1 by 3 eg. : EMNPD3 (Please contact nearest branch office for MRP)

Iluminated Actuator
- For PU Coated ABS Collar replace 4th digit 3 by 5 eg. : EG05***
- For Brass Metal Collar replace 4th digit 3 by 7 eg. : EG07*** (Please contact nearest branch office for MRP)

Note * : In 2 position selector actuator, for operating style 0 1 replace 6th digit from K to R and for operating style 0 1 replace 6th digit from K to T

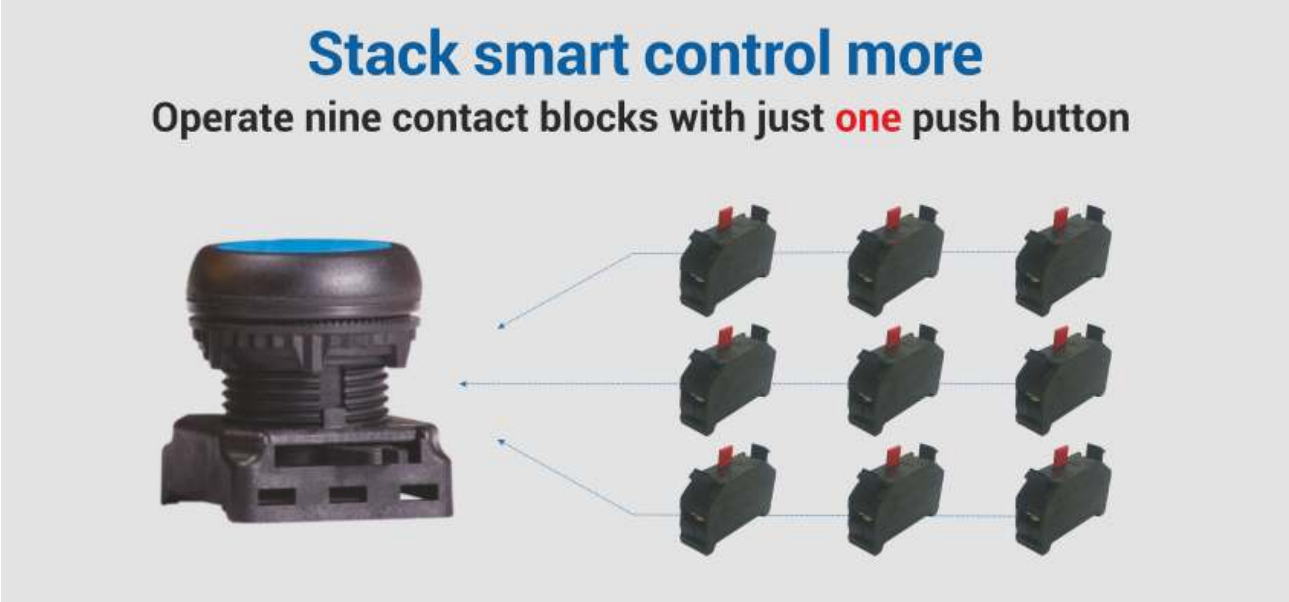

Gen Next Illuminated Push Button Actuators [8531]

› Snap Mounting with compact contact blocks (EC1C & EC2C)

	Description	Cat. No.	Colour (8th Digit)	Voltage (9th , 10th, 11th &12th Digit)	M.R.P. (₹) Per Unit
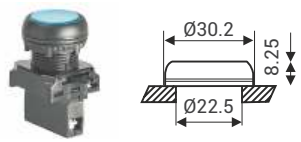	Flush Head	EG03FDL□□□□□	R-Red G-Green Y-Yellow A-Amber	012C - 12 VAC/DC 024C - 24 VAC/DC 030C - 30 VAC/DC 048C - 48 VAC/DC 064C - 64 VAC/DC 110A - 110 VAC 110D - 110 VDC 240A - 240 VAC 220D - 220 VDC	333
			B-Blue W-White		615 Blue and White
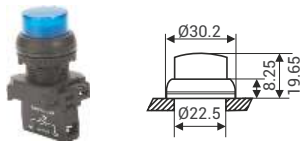	Projecting Head (Push Function)	EG03PDL□□□□□	R-Red G-Green Y-Yellow A-Amber	012C - 12 VAC/DC 024C - 24 VAC/DC 030C - 30 VAC/DC 048C - 48 VAC/DC 064C - 64 VAC/DC 110A - 110 VAC 110D - 110 VDC 240A - 240 VAC 220D - 220 VDC	333
			B-Blue W-White		615 Blue and White
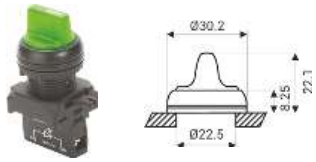	Selector Actuator with LED holder	**2 Position**	R-Red G-Green Y-Yellow A-Amber B-Blue W-White	012C - 12 VAC/DC 024C - 24 VAC/DC 030C - 30 VAC/DC 048C - 48 VAC/DC 064C - 64 VAC/DC 110A - 110 VAC 110D - 110 VDC 240A - 240 VAC 220D - 220 VDC	486
		Non Spring Return EG03SKL□□□□□			
		Spring Return EG03SIL□□□□□			
		3 Position			724 Blue and White
		Non Spring Return EG03SLL□□□□□			
		Spring Return EG03SJL□□□□□			
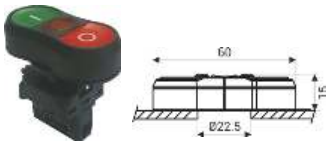	Twin Touch with Led Holder	EG03TDL□□□□□	Y- Yellow A-Amber	012C - 12 VAC/DC 024C - 24 VAC/DC 030C - 30 VAC/DC 048C - 48 VAC/DC 064C - 64 VAC/DC 110A - 110 VAC 110D - 110 VDC 240A - 240 VAC 220D - 220 VDC	417

Note* : 1) In 2 position selector actuator, for operating style replace 6th digit from K to R and for operating style replace 6th digit from K to T.

2) Assembly comes with LED holder. Please order contact block EC1C and EC2C separately.

GEN NEXT Metal Push Button & Selector Actuator [8538]

› Snap Mounting with compact contact blocks (EC1C & EC2C)

	Description	Cat. No.	Colour	M.R.P. (₹) Per Unit
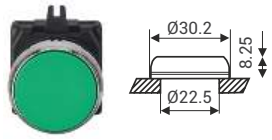	Flush head	**EM27FD00□00**	R-Red G-Green C-Black Y-Yellow W-White B-Blue A-Amber	**124**
		EM27FD00□00		
		EM27FD00□00		
		EM27FD00□00		
		EM27FD00□00		
		EM27FD00□00		
		EM27FD00□00		
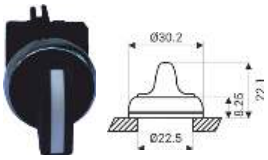	Symmetric Head	**2 Position**	C-Black	
		Non Spring Return **EM27SK00□00**		**368**
		Spring Return **EM27SI00□00**		
		3 Position		
		Non Spring Return **EM27SL00□00**		**416**
		Spring Return **EM27SJ00□00**		
		Spring Return L.H. **EM27SM00□00**		
		Spring Return R.H. **EM27SN00□00**		
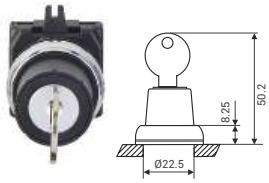	Lock & Key	**2 Position**	C-Black	
		Non Spring Return **EM27KK00□00**		**505**
		Spring Return **EM27KI00□00**		
		3 Position		
		Non Spring Return **EM27KL00□00**		**560**
		Spring Return **EM27KJ00□00**		
		Spring Return L.H. **EM27KM00□00**		
		Spring Return R.H. **EM27KN00□00**		
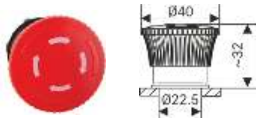	Mushroom Head-Push Turn	**EM27MH00□00**	R-Red	**281**
		EM27MH00□00	G-Green	
	Mushroom Head-Push Function	**EM27MD00□00**	R-Red	**185**

GEN NEXT Metal Illuminated Push Button Actuator [8531]

	Description	Cat. No.	Colour (8 Digit)	Voltage (9 , 10 , 11 & 12 Digit)	M.R.P. (₹) Per Unit
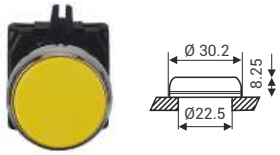	Illumnated Flush head	EM28FD0□□□□□	R-Red	012C - 12 V AC/DC	422
			G-Green	024C - 24 V AC/DC	
			Y-Yellow	030C - 30 V AC/DC	
			A-Amber	048C - 48 V AC/DC	
			W-White B-Blue	064C - 64 V AC/DC	871
				110A - 110 V AC	
				110D - 110 V DC	
				240A - 240 V AC	
				220D - 220 V DC	

Gen Next Modular Contact Blocks [8538]

	Description	Cat. No.	Colour	Voltage	M.R.P. (₹) Per Unit
	'NO' Block	EC1C	–	–	93
	'NC' Block	EC2C	–	–	93

Spare for Gen Next Series [8531]

	Description	Cat. No.	Colour	Voltage	M.R.P. (₹) Per Unit
	LED Holder for Gen Next illuminated actuator series	EG08HOL□□□□□	R-Red	012C - 12 VAC/DC	250
			G-Green	024C - 24 VAC/DC	
			Y-Yellow	030C - 30 VAC/DC	
			A-Amber	048C - 48 VAC/DC	
			B-Blue W-White	064C - 64 VAC/DC	498 Blue and White
				110A - 110 VAC	
				110D - 110 VDC	
				240A - 240 VAC	
				220D - 220 VDC	

Note : Contact blocks and LED holder are same for Gen next and Gen next META series

Gen Next entegral Actuator [8536]

› With inbuilt contact arrangement › Contact rating 6A @ 240AC

	Description	Cat. No.	Contact Configuration (3rd Digit)	Colour (4th Digit)	M.R.P. (₹) Per Unit
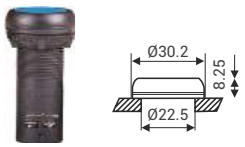	Flush Head	EE□□FD1	1 - 1 NO 2 - 1 NC	R-Red G-Green Y-Yellow W-White B-Blue A-Amber C-Black	183
			3 - 1 NO + 1 NC 4 - 2 NO 5 - 2 NC		265
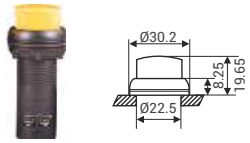	Projecting Head Push Function	EE□□PD1	1 - 1 NO 2 - 1 NC	R-Red G-Green Y-Yellow W-White B-Blue A-Amber C-Black	183
			3 - 1 NO + 1 NC 4 - 2 NO 5 - 2 NC		265
	Mushroom Head Push - Turn	EE□□MH1	1 - 1 NO 2 - 1 NC	R-Red G-Green Y-Yellow C-Black	266
			3 - 1 NO + 1 NC 4 - 2 NO 5 - 2 NC		362
	Mushroom Head Push - Function	EE□□MD1	1 - 1 NO 2 - 1 NC	R-Red G-Green Y-Yellow C-Black	226
			3 - 1 NO + 1 NC 4 - 2 NO 5 - 2 NC		307
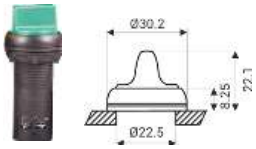	Symmetric Head Actuator	**2 Position**	1 - 1 NO 2 - 1 NC	R-Red G-Green W-White C-Black	366
		Non Spring Return **EE□□SK1** Spring Return **EE□□SI1**	3 - 1 NO + 1 NC (Left NO) 4 - 2 NO 5 - 2 NC 6 - 1 NO + 1 NC (Right NO)		449
		3 Position	3 - 1 NO + 1 NC (Left NO) 4 - 2 NO 5 - 2 NC 6 - 1 NO + 1 NC (Right NO)	R-Red G-Green W-White C-Black	462
		Non Spring Return **EE□□SL1**			
		Spring Return **EE□□SJ1**			
		Spring Return L. H. **EE□□SM1**			
		Spring Return R. H. **EE□□SN1**			
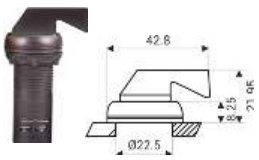	Lever Head	**2 Position**	1 - 1 NO 2 - 1 NC	R-Red G-Green W-White C-Black	366
		Non Spring Return **EE□□LK1** Spring Return **EE□□LI1**	3 - 1 NO + 1 NC (Left NO) 4 - 2 NO 5 - 2 NC 6 - 1 NO + 1 NC (Right NO)		449
		3 Position	3 - 1 NO + 1 NC (Left NO) 4 - 2 NO 5 - 2 NC 6 - 1 NO + 1 NC (Right NO)	R-Red G-Green W-White C-Black	462
		Non Spring Return **EE□□LL1**			
		Spring Return **EE□□LJ1**			
		Spring Return L. H. **EE□□LM1**			
		Spring Return R. H. **EE□□LN1**			

Gen Next entegral Actuator [8536]

	Description	Cat. No.	Contact Configuration (3rd Digit)	Colour (4th Digit)	M.R.P. (₹) Per Unit
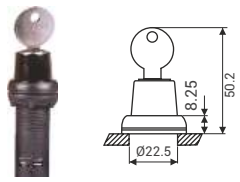	Lock & Key Rotary Type	**2 Position**	1 - 1 NO 2 - 1 NC	C-Black	**469**
		Non Spring Return **EE□□KK1**	3 - 1 NO + 1 NC (Left NO) 4 - 2 NO 5 - 2 NC 6 - 1 NO + 1 NC (Right NO)		**560**
		Spring Return **EE□□KI1**			
		3 Position	3 - 1 NO + 1 NC (Left NO) 4 - 2 NO 5 - 2 NC 6 - 1 NO + 1 NC (Right NO)	C-Black	**573**
		Non Spring Return **EE□□KL1**			
		Spring Return **EE□□KJ1**			
		Spring Return L. H. **EE□□KM1**			
		Spring Return R. H. **EE□□KN1**			

Note * : In 2 position selector actuator, for operating style replace 6th digit from K to R and for operating style replace 6th digit from K to T

Panel Mounted Buzzer Ø 22.5 mm [8531]

- IP20 protection
- 80dB at 1 m distance
- Low Power consumption < 0.6W

	Description	Electrical Rating	Cat. No. Round Type	M.R.P. (₹) Per Unit
	22.5 mm Panel Mounted Buzzer Black colour	240 VAC	**EG15R00C240A**	**439**
		110 VAC	**EG15R00C110A**	
		64 VAC/DC	**EG15R00C064C**	
		48 VAC/DC	**EG15R00C048C**	
		30 VAC/DC	**EG15R00C030C**	
		24 VAC/DC	**EG15R00C024C**	
		12 VAC/DC	**EG15R00C012C**	

Gen Next Push Button Stations [8536]

Dimension
- Single Station : 65 x 55 x 33 mm
- Two Station : 100 x 55 x 53 mm
- Three Station : 134 x 55 x 53 mm
- Eight Station : 305 x 55 x 53 mm

	Description	Cat. No.	M.R.P. (₹) Per Unit
	Flush Head Actuator - Red with Legend - STOP Contact - 1 'NC'	**EP1FAC01**	**711**
	Flush Head Actuator - Green with Legend - START Contact - 1 'NO'	**EP1FAB02**	
	Two Position Symmetric Head Selector Switch - Black with Legend - OFF / ON Contact - 1 'NO'	**EP1FAF08**	**934**
	Two Position Lock & Key Rotary Switch with Legend - OFF / ON Contact - 1 'NO'	**EP1FAF12**	**1030**
	Mushroom Head Actuator 'Push Function' with Legend - STOP Contact - 1 'NC' for Stop	**EP1FAC03**	**754**

Gen Next Push Button Stations [8536]

	Description	Cat. No.	M.R.P. (₹) Per Unit
	Mushroom Head Actuator 'Push Turn Type' with Legend - STOP Contact - 1 'NC' for Stop	EP1FAC05	919
	Flush Head Actuator - Green with Legend - START Contact - 1 'NO' (Station One) Flush Head Actuator - Red with Legend - STOP Contact - 1 'NC'	EP2FAH0201	1030
	Flush Head Actuator - Green with Legend - START Contact - 1 'NO' (Station One) Mushroom Head Actuator 'Push Turn Type' with Legend - STOP Contact - 1 'NC' (Station Two)	EP2FAH0205	1140
	LED Indicator 240 VAC - Red (Station One) Flush Head Actuator - Green with Legend - START Contact - 1 'NO' (Station Two) Flush Head Actuator - Red with Legend - STOP Contact - 1 'NC' (Station Three)	EP3FAUI1X0201	1388
	Flush Head Actuator - Green with Legend - FORWARD Contact - 1 'NO' (Station Two) Flush Head Actuator - Red with Legend - STOP Contact - 1 'NC' (Station Two) Flush Head Actuator - Green with Legend - REVERSE Contact - 1 'NO' (Station Three)	EP3FAR020102	1299
	Flush Head Actuator - Green with Legend - UP Contact - 1 'NO' (Station Two) Flush Head Actuator - Red with Legend - STOP Contact - 1 'NC' (Station Two) Flush Head Actuator - Green with Legend - DOWN Contact - 1 'NO' (Station Three)	EP3FAS020102	1299
	All 7 Flush Head Actuators with NO Contact & Mushroom Head Push Turn	EP8F02	3685
	8 Way push button pendant with hanging provision	EP8F04	3940
	Single Station Enclosure Box without Actuator	EP1FAA*	393
	Two Station Enclosure Box without Actuator	EP2FAA*	418
	Three Station Enclosure Box without Actuator	EP3FAA*	430
	Eight Station Enclosure Box without Actuator	EP8FAA*	718

Note : 1. All Gen next push button stations contains entegral Actuators.
2. Only entegral actuators can be used for converting Gen next enclosure boxes into Gen Next push button station.
3. For any other combination of actuators/indicators in push button stations please contact nearest branch office.
4. EP8F04 is available in single speed for crane application.
* Chapter ID : 8538.

Universal Push Button Stations (in ABS Engineering plastic body) [8536]

Dimension › Single Station : 75 x 75 x 56 mm › Three Station : 160 x 75 x 56 mm
› Two Station : 127 x 75 x 56 mm

	Description	Cat. No.	M.R.P. (₹) Per Unit
	Flush Head Actuator - Red with Laser Marking - STOP Contact - 1 'NC'	EWS1C01AC062	858
	Flush Head Actuator - Green with Laser Marking - START Contact - 1 'NO'	EWS1C01AC063	858
	Two Position Symmetric Head Selector Switch - Black with Laser Marking - OFF / ON Contact - 1 'NO'	EWS1C01AF064	1133
	Illuminated Actuator - Green with Laser Marking - ON Contact - 1 'NO' - 240 VAC	EWS1C01AA070	1012
	Two Position Lock & Key Rotary Switch with Laser Marking - OFF / ON Contact - 1 'NO'	EWS1C01AF065	1280
	Mushroom Head Actuator 'Push Function' with Laser Marking - STOP Contact - 1 'NC' for Stop	EWS1C13AC054	912
	Mushroom Head Actuator 'Push Turn type' with Laser Marking - STOP Contact - 1 'NC' for Stop	EWS1C13AC051	1029
	"Mushroom Head Actuator with Lock and Key on Yellow Cover, with Laser Marking - STOP, Contact - 1 'NC' for Emergency Stop"	EWS1C13AC066	1251
	Push Button Station with Push Pull Emergency Switch, Red with 1 NC	EWS1C13AC069	1112
	Flush Head Actuator - Green with Laser Marking - START Contact - 1 'NO' (Station One) Flush Head Actuator - Red with Laser Marking - STOP Contact - 1 'NC' (Station Two)"	EWS2C01AH045	1238
	Flush Head Actuator - Green with Laser Marking - START Contact - 1 'NO' (Station One) Mushroom Head Actuator 'Push Turn Type' with Laser Marking - TOP Contact - 1 'NC'"	EWS2C01AH067	1372
	Flush Head Actuator - Green with Laser Marking - START Contact - 1 'NO' (Station One) Mushroom Head Actuator 'Lock & Key Type' with Laser Marking - STOP Contact - 1 'NC'"	EWS2C01AH068	1620
	Pilot Light 240 VAC White (Station One) Flush Head Actuator - Green with Laser Marking - START Contact - 1 'NO' (Station Two) Flush Head Actuator - Red with Laser Marking - STOP Contact - 1 'NC' (Station Three)"	EWS3C01AH048	1676
	Flush Head Actuator - Green with Laser Marking - FORWARD Contact - 1 'NO' (Station One) Flush Head Actuator - Red with Laser Marking - STOP Contact - 1 'NC' (Station Two) Flush Head Actuator - Green with Laser Marking - REVERSE Contact - 1 'NO' (Station Three)"	EWS3C01BJ055	1572
	Flush Head Actuator - Green with Laser Marking - UP Contact - 1 'NO' (Station One) Flush Head Actuator - Red with Laser Marking - STOP Contact - 1 'NC' (Station Two) Flush Head Actuator - Green with Laser Marking - DOWN Contact - 1 'NO' (Station Three)"	EWS3C01AS055	1572

Universal Push Button Stations (in ABS Engineering plastic body) [8538]

Push Buttons Station Enclosure

Dimension
- Single Station : 75 x 75 x 56 mm
- Two Station : 127 x 75 x 56 mm
- Three Station : 160 x 75 x 56 mm
- Four Station : 215 x 75 x 70 mm
- Five Station : 270 x 75 x 71 mm

	Description	Cat. No.	M.R.P. (₹) Per Unit
	Enclosure Grey-Black single hole	EWS1C01AA	501
	Enclosure Grey-Black & 2 hole of Ø 22.5	EWS2C01AA	648
	Enclosure Grey-Black & 3 holes of Ø 22.5	EWS3C01AA	794
	Enclosure Grey-Black & 4 holes of Ø 22.5	EWS4C01AA	1113
	Enclosure Grey-Black & 5 holes of Ø 22.5	EWS5C01AA	1285
	Enclosure Yellow-Black single hole	EWS1C13AA	501
	Enclosure Yellow-Black & 2 hole of Ø 22.5	EWS2C13AA	648
	Enclosure Yellow-Black & 3 holes of Ø 22.5	EWS3C13AA	794
	Enclosure Yellow-Black & 4 holes of Ø 22.5	EWS4C13AA	1113
	Enclosure Yellow-Black & 5 holes of Ø 22.5	EWS5C13AA	1285

All Purpose Enclosures [8538]

Dimension: 110 x 80 x 65 mm

	Description	Cat. No.	M.R.P. (₹) Per Unit
Note : with plastic screws	All Grey without hole	HF999000	496
	All Grey & 1 hole of Ø 22.5	HF999001	
	All Grey & 2 holes of Ø 22.5	Hf999002	

Note : Gen Next Series actuator and contact blocks can be used to convert all purpose enclosure box into push button stations.

Accessories and Spares [8538]

Metal Plates - Spare	Description	Cat. No.	M.R.P. (₹) Per Unit
Small Large Square	Small	HH2420122	36
	Large	HH2420124	
	Square	HH2420123	

Note : Printing as per customer requirement

Fixing Device	Cat. No.	M.R.P. (₹) Per Unit
	HH192000	115

Plastic Plate		Cat. No.	M.R.P. (₹) Per Unit
	Yellow legend plate	HB135000	97
	Padlock Yellow (for Mushroom head Actuator)	HF192024	239
	Padlock Transparent (for Flush head Actuator)	HF192025	216
	Protecting Shroud for Emergency Push Button	HF195020A	111
	Protecting Shroud	HF195004	97

Shroud (Boot) for Actuator

(For IP67 protection of actuators)

Colour	Gen Next Actuator	
	Cat. No.	M.R.P. (₹) Per Unit
White	HB17101	45
Red	HB17301	
Green	HB17401	
Black	NA	
Yellow	HB17501	
Blue	HB17701	
Amber	HB17801	
Colourless	HB190003	55

Spare Lens Cap

Colour	Cat. No.		M.R.P. (₹) Per Unit
	Non Illuminated	Illuminated	
White	HB103002	HB103103	35
Red	HB104000	HB104101	
Green	HB102006	NA	
Black	HB105008	HB105109	
Yellow	HB101004	HB101105	
Blue	HB107010	HB107111	
Amber	HB108012	HB108113	
Colourless	NA	HB100107	

Note : It can be used for Gen Next.

	Cat. No.	Colour	M.R.P. (₹) Per Unit
Collar (For Flush/ Projecting Head)	HB196000	Chrome Plated 'ABS'	29
	HB192000	Black	29
	HB326000	Brass	95
Adaptor Ring * (For 30 to 22 mm in Panel Cutout conversion)	HH180000	Gray	41
	HH182004	Black	
	HH196006	Chrome Plated 'ABS'	
Blanking Plugs	HH180002	Gray	80
	HH182009	Black	
	HH196010	Chrome Plated 'ABS'	
Center Indication Strip (For Twin Touch Actuator)	HB102058	Black	80
	HB105163	Yellow	
	HB108169	Orange	
	HB100161	Colourless	

* It can be used to convert Gen Next actuator series to TK3 Ø30 mm mounting.

Every effort as to the correctness or sufficiency of the information and data contained in the catalogue is made. We however cannot accept any liability for the accuracy or completeness of the information and data provided. No claims in this regard shall consequently be accepted.
We reserve the right to make changes, without prior notice, in the catalogue.
Products with CAT no. having, with or without, dot as suffix are same.

These products are manufactured by ESBEE™ switch to perfection

General Terms

All prices are on Maximum retail price basis inclusive of all duties, GST & any other tax as applicable.

Warranty Policy

All products listed in the price list are covered by a warranty against manufacturing defects for a period of 18* months from the date of purchase. For Lauritz Knudsen MCBs & Isolators mounted inside Lauritz Knudsen Distribution Boards, an extended warranty of 5 years is provided.

In the event of a defect due to faulty workmanship or other associated reasons, we will, at our discretion, remedy the defect or replace the faulty parts or the entire product as soon as possible, free of cost.

However, the warranty is subject to proper usage, efficient maintenance, and does not cover defects arising from fire, accidents, inefficient maintenance, faulty operation, or deliberate or accidental damage. It also does not cover damage to power electronic components such as thyristors & IGBTs, which primarily fail due to overtemperature & over-voltage. Users need to take adequate precautions to eliminate these conditions. Manufacturer shall not be responsible & liable for any special, incidental, social or consequential (including lost profits) loss, consequential damages, injury or damages (punitive) of any kind solely attributable to defect or failure of its products. Manufacturer shall not be liable in any manner for the issue of or failure in the performance of other equipment the product is attached to.

Comprehensive Service Support

Lauritz Knudsen Electrical & Automation has over seven decades of experience in providing after sales service for low voltage distribution system in every type of industry & commercial complex in India

Lauritz Knudsen Electrical & Automation offers the following services, partnering you in your maintenance of low voltage distribution products:

- Regular Maintenance
- Preventive Maintenance Programme
- On Call
- Annual Maintenance Contract
- Product Support for Managing Obsolescence-

Please visit www.LK-EA.com for latest update on our products & rices.

Switchgear Training Centres

Pune
Lauritz Knudsen Electrical & Automation
Switchgear Training Centre
T-156 / 157, MIDC,
Bhosari, Pune - 411 026
Tel: 020-2712 0037 / 2712 0653
E-mail: STC-PUNE@LK-EA.com

Lucknow
Lauritz Knudsen Electrical & Automation
Switchgear Training Centre
C-6 & 7, UPSIDC,
P. O. Sarojininagar,
Lucknow - 226 008
Tel: 97944 54455
E-mail: STC-LUCKNOW@LK-EA.com

Delhi
Lauritz Knudsen Electrical & Automation
Switchgear Training Centre
A-25, Imperia Complex, First Floor
Mohan Cooperative Industrial Estate
Near Sarita Vihar / Mohan Estate Metro Station
Main Mathura Road, New Delhi - 110044
Tel: 9899020306 / 9720186726 / 9560845094
E-mail: STC-DELHI@LK-EA.com

Kolkata
Lauritz Knudsen Electrical & Automation
Switchgear Training Centre,
2nd Floor, Block BN3, Sector V,
Salt Lake City,
Kolkata - 700091, West Bengal
Tel: 7738717893 / 7797795567
E-mail: STC-KOLKATA@LK-EA.com

Vadodara
Lauritz Knudsen Electrical & Automation
Switchgear Training Centre
Behind L&T Knowledge City,
Near Village Ankhol,
Vadodara - 390019
Tel: 0265 6147805 / 6147808
E-mail: STC-VADODARA@LK-EA.com

Coonor
Lauritz Knudsen Electrical & Automation
Switchgear Training Centre
Ooty-Coonoor Main Road
Yellanahalli P.O.,
The Nilgiris - 643 243
Tel: 0423 251 7107
E-mail: STC-COONOOR@LK-EA.com

Customer Interaction Center (CIC)
Phone no: 022 6932 7800
Web: www.LK-EA.com | e-mail: CIC@LK-EA.com

Lauritz Knudsen
Electrical & Automation

Electrical Standard Products (ESP) Offices

HEAD OFFICE

Lauritz Knudsen Electrical & Automation, A/600, Shil-Mahape Road, TTC Industrial Area, MIDC Thane, Navi Mumbai, 400 710, Maharashtra.
Tel: 022-6722 6300 | **Fax:** 022-6705 1112 | **e-mail:** CIC@LK-EA.com

BRANCH OFFICES

Lauritz Knudsen Electrical & Automation
C-201, The First Commercial Complex,
B/S Keshavbaug Party Plot, Vastrapur,
Ahmedabad - 380 015
Phone No: 022-6932 7800
e-mail: CIC@LK-EA.com

Lauritz Knudsen Electrical & Automation
Shri Daneshwari, 1st Floor,
Plot No. 17, 2nd Cross, Near Old Income
Tax Office Road, Vidyanagar,
Hubballi - 580 021
Phone No: 022-6932 7800
e-mail: CIC@LK-EA.com

Lauritz Knudsen Electrical & Automation
No.10, Fortuna Towers, 2nd Floor,
Rana Pratap Marg, Near NBRI,
Lucknow - 226 001
Phone No: 022-6932 7800
e-mail: CIC@LK-EA.com

Lauritz Knudsen Electrical & Automation
A06/A07, Second Floor,
Grand Chandra Complex, Frazer Road
Patna - 800 001
Phone No: 022-6932 7800
e-mail: CIC@LK-EA.com

Lauritz Knudsen Electrical & Automation
Wework Central, #36 Infantry Road,
Bengaluru - 560 001
Phone No: 022-6932 7800
e-mail: CIC@LK-EA.com

Lauritz Knudsen Electrical & Automation
AWFIS Space Solutions, Prestige Phoenix,
4th floor, 1405, Umanagar, Begumpet,
Hyderabad - 500 016
Phone No: 022-6932 7800
e-mail: CIC@LK-EA.com

Lauritz Knudsen Electrical & Automation
El Dorado Building, 3rd Floor, 6,
Venkatraman Street, Chinna Chokkikulam,
Madurai - 625 002
Phone No: 022-6932 7800
e-mail: CIC@LK-EA.com

Lauritz Knudsen Electrical & Automation
UrbanWrk, 5th Floor, Sai Radhe,
Raja Bahadur Mill Road, Behind Hotel
Grand Sheraton, Sangamwadi
Pune - 411 001
Phone No: 022-6932 7800
e-mail: CIC@LK-EA.com

Lauritz Knudsen Electrical & Automation
Workloop Unit-612, 6th Floor,
Esplanade One, Rasulgarh,
Bhubaneswar, Odisha-751010
Phone No: 022 6932 7800
e-mail: CIC@LK-EA.com

Lauritz Knudsen Electrical & Automation
Workie, 214 - 2nd Floor,
Apollo Premier, PU-4,
Scheme No. 54, Vijay Nagar Square,
Indore - 452 010
Phone No: 022-6932 7800
e-mail: CIC@LK-EA.com

Lauritz Knudsen Electrical & Automation
Bestech Business Park,
Tower - A, 2nd floor, Sector - 66
Mohali - 160059
Phone No: 022-6932 7800
e-mail: CIC@LK-EA.com

Lauritz Knudsen Electrical & Automation
Office No. 211 & 212, Pithalia Plaza,
KK Road, Near Fafadih Chowk,
Raipur - 492 001
Phone No: 022-6932 7800
e-mail: CIC@LK-EA.com

Lauritz Knudsen Electrical & Automation,
The Executive Centre
Level 8, Olympia Teknos Park
28, SIDCO Industrial Estate, Guindy,
Chennai - 600 032, Tamil Nadu,
Phone No: 022-6932 7800
e-mail: CIC@LK-EA.com

Lauritz Knudsen Electrical & Automation
Office No. 430, 4th Floor,
Jaipur Electronic Market, Riddhi Siddhi,
Gopalpura Bypass,
Jaipur - 302 018
Phone No: 022-6932 7800
e-mail: CIC@LK-EA.com

Lauritz Knudsen Electrical & Automation
TC II, Tower B, PRIMA BAY Gate No. 5,
Saki Vihar Road Powai,
Mumbai - 400 072
Phone No: 022-6932 7800
e-mail: CIC@LK-EA.com

Lauritz Knudsen Electrical & Automation,
DevX 4th Floor, A Wing, Om 9 Square,
150 Ft Ring Road, Near Nana Mava Circle,
Opp Silver Heights,
Rajkot - 360 001
Phone No: 022-6932 7800
e-mail: CIC@LK-EA.com

Lauritz Knudsen Electrical & Automation
Playworkz Coworking Space
43 & 44, 3rd Cross,
Bharathy Colony, Peelamedu,
Coimbatore - 641 004
Phone No: 022-6932 7800
e-mail: CIC@LK-EA.com

Lauritz Knudsen Electrical & Automation
GDR Siddha, Ground Floor, N Road
Bistupur, Opposite St. Mary's Church,
Jamshedpur - 831 001
Phone No: 022-6932 7800
e-mail: CIC@LK-EA.com

Lauritz Knudsen Electrical & Automation
Unnati Building, 2nd Floor,
Automation Campus, A-600, TTC Industrial
Area Shil-Mahape Road, Mahape,
Navi Mumbai - 400 710
Phone No: 022-6932 7800
e-mail: CIC@LK-EA.com

Lauritz Knudsen Electrical & Automation
10th Floor, Titaanium Business,
Bhimrad Road, Althan
Surat - 395 017
Phone No: 022-6932 7800
e-mail: CIC@LK-EA.com

Lauritz Knudsen Electrical & Automation
3rd Floor, 1&2 Vijay Park,
Main Chakrata Road, Opp. Anandam,
Near Ballupur chowk,
Dehradun - 248 001
Phone No: 022-6932 7800
e-mail: CIC@LK-EA.com

Lauritz Knudsen Electrical & Automation
Business Communication Centre
2nd Floor, Chiramel Chambers,
Kurisupally Road, Ravipuram,
Kochi - 682 015
Phone No: 022-6932 7800
e-mail: CIC@LK-EA.com

Lauritz Knudsen Electrical & Automation
M1 & M2, Mezzanine Floor,
Himalaya Excellency,
Plot No. C-47, Pratap Nagar Square,
Nagpur - 440 022
Phone No: 022-6932 7800
e-mail: CIC@LK-EA.com

Lauritz Knudsen Electrical & Automation
11th Floor, Block-D, Notus IT Park,
Sarabhai Campus, Bhailal Amin Marg,
Vadodara - 390 023
Phone No: 022-6932 7800
e-mail: CIC@LK-EA.com

Lauritz Knudsen Electrical & Automation
Ground Floor, B-27,
Biplab Rashbihari Sarani,
Sector 2A, Bidhan Nagar,
Durgapur - 713 212
Phone No: 022-6932 7800
e-mail: CIC@LK-EA.com

Lauritz & Knudsen Electrical & Automation,
207, 2nd floor, Revolution Complex,
Station Road, E Ward,
Next to Pedestrian Bridge,
Kolhapur - 416 001
Phone No: 022-6932 7800
e-mail: CIC@LK-EA.com

Lauritz Knudsen Electrical & Automation,
3rd floor, Uttam Tower by Viraj Estate,
Sharanpur Road,
Nasik - 422 002
Phone No: 022-6932 7800
e-mail: CIC@LK-EA.com

Lauritz Knudsen Electrical & Automation
Naga Chambers, 3rd Floor, D/No. 12-1-16,
Plot No. 49, Survey No. 1051, Waltair Main Road,
Visakhapatnam - 530 002
Phone No: 022-6932 7800
e-mail: CIC@LK-EA.com

Lauritz Knudsen Electrical & Automation
6th Floor, Exotica Greens, A Block, 191,
R G Baruah Road, Guwahati Central,
Guwahati - 781 005
Phone No: 022-6932 7800
e-mail: CIC@LK-EA.com

Lauritz Knudsen Electrical & Automation
2nd Floor, BN3, Salt Lake, Sector-V,
Kolkata - 700 091
Phone No: 022-6932 7800
e-mail: CIC@LK-EA.com

Lauritz Knudsen Electrical & Automation
A-25, 1st Floor, Imperia Complex,
Mohan Corporative Industrial Estate,
Near Sarita Vihar Metro Station,
Mathura Road,
New Delhi - 110 044
Phone no: 022-6932 7800
e-mail: CIC@LK-EA.com

Product improvement is a continuous process. For the latest information and special application, please contact any of our offices listed here. Product photographs shown for representative purpose only.

Lauritz Knudsen
Electrical & Automation

Lauritz Knudsen Electrical & Automation, Electrical Standard Product
A/600, Shil-Mahape Road, TTC Industrial Area, MIDC Thane, Navi Mumbai, 400 710,
Maharashtra, Phone No: 022-6722 6300 | Web: www.LK-EA.com

Customer Interaction Center (CIC)
Phone no: 022-6932 7800
Web: www.LK-EA.com | e-mail: CIC@LK-EA.com

SP 50554 R22